

LCFF Budget Overview for Parents

Local Educational Agency (LEA) Name: Pacific Springs Charter

CDS Code: 37 10371 0138016

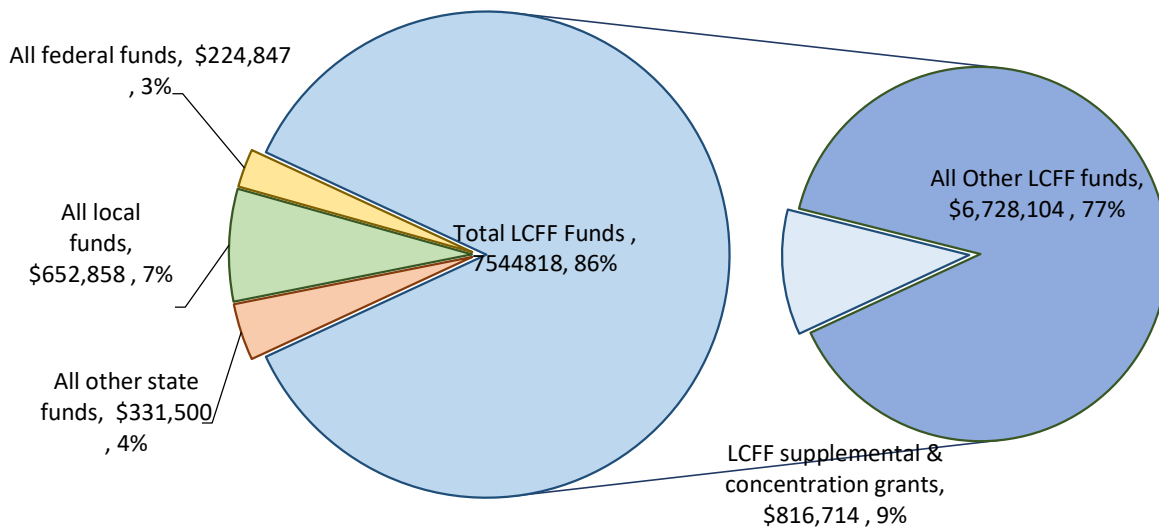
School Year: 2025-26

LEA contact information: Tanya Rogers, (951) 225-7759, tanya.rogers@springscs.org

School districts receive funding from different sources: state funds under the Local Control Funding Formula (LCFF), other state funds, local funds, and federal funds. LCFF funds include a base level of funding for all LEAs and extra funding - called "supplemental and concentration" grants - to LEAs based on the enrollment of high needs students (foster youth, English learners, and low-income students).

Budget Overview for the 2025-26 School Year

Projected Revenue by Fund Source

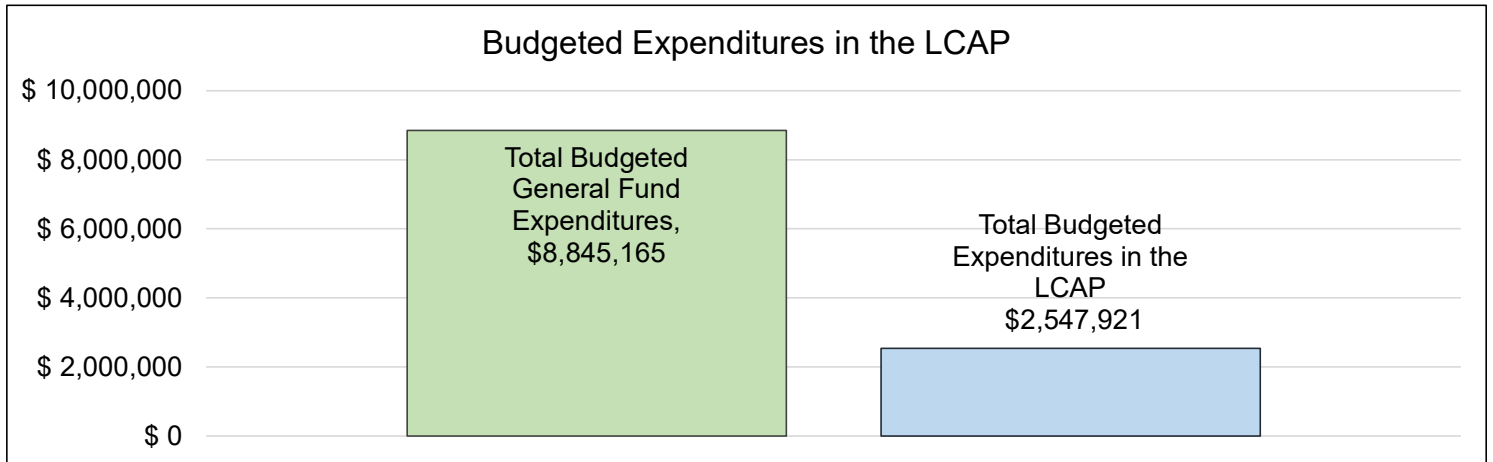


This chart shows the total general purpose revenue Pacific Springs Charter expects to receive in the coming year from all sources.

The text description for the above chart is as follows: The total revenue projected for Pacific Springs Charter is \$8,754,023.00, of which \$7,544,818.00 is Local Control Funding Formula (LCFF), \$331,500.00 is other state funds, \$652,858.00 is local funds, and \$224,847.00 is federal funds. Of the \$7,544,818.00 in LCFF Funds, \$816,714.00 is generated based on the enrollment of high needs students (foster youth, English learner, and low-income students).

The LCFF gives school districts more flexibility in deciding how to use state funds. In exchange, school districts must work with parents, educators, students, and the community to develop a Local Control and Accountability Plan (LCAP) that shows how they will use these funds to serve students.

LCFF Budget Overview for Parents



This chart provides a quick summary of how much Pacific Springs Charter plans to spend for 2025-26. It shows how much of the total is tied to planned actions and services in the LCAP.

The text description of the above chart is as follows: Pacific Springs Charter plans to spend \$8,845,165.00 for the 2025-26 school year. Of that amount, \$2,547,921.00 is tied to actions/services in the LCAP and \$6,297,244.00 is not included in the LCAP. The budgeted expenditures that are not included in the LCAP will be used for the following:

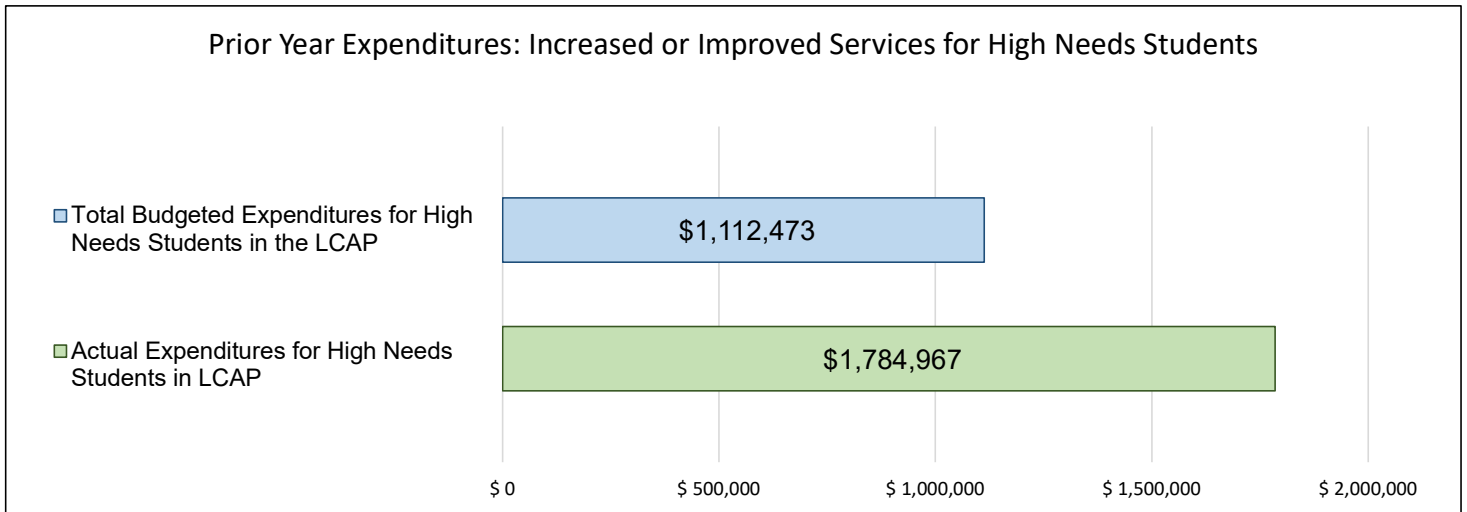
A majority of expenditures for Pacific Springs are included in the LCAP, however some oversight and administrative fees are not included as they do not tie directly to our outlined goals and actions.

Increased or Improved Services for High Needs Students in the LCAP for the 2025-26 School Year

In 2025-26, Pacific Springs Charter is projecting it will receive \$816,714.00 based on the enrollment of foster youth, English learner, and low-income students. Pacific Springs Charter must describe how it intends to increase or improve services for high needs students in the LCAP. Pacific Springs Charter plans to spend \$1,181,928.00 towards meeting this requirement, as described in the LCAP.

LCFF Budget Overview for Parents

Update on Increased or Improved Services for High Needs Students in 2024-25



This chart compares what Pacific Springs Charter budgeted last year in the LCAP for actions and services that contribute to increasing or improving services for high needs students with what Pacific Springs Charter estimates it has spent on actions and services that contribute to increasing or improving services for high needs students in the current year.

The text description of the above chart is as follows: In 2024-25, Pacific Springs Charter's LCAP budgeted \$1,112,473.42 for planned actions to increase or improve services for high needs students. Pacific Springs Charter actually spent \$1,784,966.51 for actions to increase or improve services for high needs students in 2024-25.

Local Control and Accountability Plan

The instructions for completing the Local Control and Accountability Plan (LCAP) follow the template.

Local Educational Agency (LEA) Name	Contact Name and Title	Email and Phone
Pacific Springs Charter School	Amy Podratz, Asst Sup Admin Operations	Amy.Podratz@springscs.org (951) 252-8851

Plan Summary 2025-26

General Information

A description of the LEA, its schools, and its students in grades transitional kindergarten–12, as applicable to the LEA. LEAs may also provide information about their strategic plan, vision, etc.

Our Mission

Our mission is to empower students by fostering their innate curiosity, engaging their parents, and promoting optimum learning by collaboratively developing a personalized learning program for each student. Student empowerment and optimum learning are evidenced in all goals as we continue to expand focused services, supports, and opportunities for all students.

Our Philosophy

The school was created by and is operated by parents. We understand that every child is on a personalized educational journey. Our talented teachers work hard to incorporate a rich diversity of skills development, curriculum, and extracurricular activity into each day. Our staff works hard to direct resources where our students need them most. As a charter school, we are part of the solution to a better education system. We value:

- Parent choice and involvement
- Using the community as the classroom
- Fostering a child’s innate creativity
- Collaborating to achieve goals
- Building relationships
- Personalizing learning

Our Charter

Pacific Springs Charter School (PSCS) is authorized by the San Diego County Office of Education and began serving students in 2018. PSCS serves students residing in San Diego, with authorization to serve students in the contiguous counties. Currently, the charter serves nearly 500 San Diego County students. The non-classroom-based charter provides the community with a full continuum of educational services through two distinct programs. Homeschool allows parents to work with a credentialed teacher to design a personalized program for each student; curriculum, materials, field trips, and educational activities are provided by the school, with the option of enrichment classes and workshops offered by the Otay Ranch Student Center one day per week. Otay Ranch Academy for the Arts (TK-8) offers students a four-day-a-week program integrating skills-based instruction with visual and performing arts into all subjects blended with home learning.

The 2024 CA School Dashboard shows the following Census Day student demographics:

Student Group	Total	Percentage
English Learners	95	17%
Homeless	17	3%
Socioeconomically Disadvantaged	276	49.5%
Students with Disabilities	73	13.1%

Race/Ethnicity	Total	Percentage
African American	27	4.8%
American Indian	1	0.2%
Asian	5	0.9%
Filipino	49	8.8%
Hispanic	342	61.3%
Two or More Races	47	8.4%
Pacific Islander	1	0.2%
White	86	15.4%

Reflections: Annual Performance

A reflection on annual performance based on a review of the California School Dashboard (Dashboard) and local data.

The charter is pleased to note many successes over the past year. The annual performance was determined based on a thorough analysis of local data, progress on LCAP metrics, local self-assessment and progress monitoring tools, available Dashboard reports, and input from educational partners.

Feedback from the online educational partner survey was overwhelmingly positive. The vast majority of stakeholders reported that they believe the school is “consistently” or “generally” serving students well in each of the four LCAP goal areas: standards-based curriculum and instruction, student safety and connectedness, services for qualifying student subgroups, and college and career preparedness.

Successes

Students continue to have access to safe, clean facilities, credentialed teachers, standards-aligned curriculum, and a broad course of study within a personalized learning program with high interest options and parent involvement. Students continue to receive Chromebooks on a 1:1 basis, and the need has increased this year. The school has made great efforts to keep Chromebooks functional and remove older and obsolete devices from circulation.

A review of the 2024 CA School Dashboard shows that the school did not earn an orange, red, or lowest performance level in any indicator for overall students. Academic indicators on the CA School Dashboard proved that the efforts presented in this LCAP are effective and beneficial for student outcomes. ELA and Math performance increased by about 22 and 18 points (respectively), and Science performance increased by less than one whole point. The 2024 Dashboard’s new feature that shows ELA Growth states that “the growth scores of students in the All Students group were on average above the typical growth of students with the same scores in the previous grade level;” the math measure showed typical growth. Suspension rate and Chronic absenteeism remain very low due to the Whole Child efforts and new services provided through Branching Minds (Actions 2.1 and 2.2). Along this line, student surveys report higher levels of school connectedness than the previous year. English Learner Progress Indicator has increased 14 points. Overall, school leaders are very pleased with the school’s Dashboard performance and increased student outcomes.

Challenges

The school leaders are very pleased that performance on the 2024 dashboard is positive with all overall levels in green and yellow. There is however, one subgroup that is currently red: the English Learner subgroup is red for the ELA indicator. Though the ELPI rating is high, this group of students still struggle to meet grade level expectations in the area of ELA. The Director of EL is working with the program to ensure ELD is used with fidelity, and the administrator and teachers are provided more development in this area. Services offered through Actions 1.4, 3.1, and 3.5 are expected to improve ELA performance for EL students while also continuing improvement on the ELPI .

There was a slight increase in chronic absenteeism, but the school remains diligent in ensuring all students are progressing to the fullest extent.

Reflections: Technical Assistance

As applicable, a summary of the work underway as part of technical assistance.

Not applicable.

Comprehensive Support and Improvement

An LEA with a school or schools eligible for comprehensive support and improvement must respond to the following prompts.

Schools Identified

A list of the schools in the LEA that are eligible for comprehensive support and improvement.

Not applicable.

Support for Identified Schools

A description of how the LEA has or will support its eligible schools in developing comprehensive support and improvement plans.

Not applicable.

Monitoring and Evaluating Effectiveness

A description of how the LEA will monitor and evaluate the plan to support student and school improvement.

Not applicable.

Engaging Educational Partners

A summary of the process used to engage educational partners in the development of the LCAP.

School districts and county offices of education must, at a minimum, consult with teachers, principals, administrators, other school personnel, local bargaining units, parents, and students in the development of the LCAP.

Charter schools must, at a minimum, consult with teachers, principals, administrators, other school personnel, parents, and students in the development of the LCAP.

An LEA receiving Equity Multiplier funds must also consult with educational partners at schools generating Equity Multiplier funds in the development of the LCAP, specifically, in the development of the required focus goal for each applicable school.

Educational Partner(s)	Process for Engagement
Students	<p>Students actively participated in the LCAP engagement process through an online survey designed to gather their perspectives on various aspects of school life. The survey, distributed through StudentSquare, was accessible to all students and featured student-friendly language and engaging emoji images. To ensure broad participation, teachers allocated class time or learning plan meetings for students to complete the survey. Student email addresses were cross-referenced with the student information system to identify subgroup information. Analyzing disaggregated data from different subgroups allows the school to compare the overall consensus with subgroup-specific results. This process is crucial for evaluating the school's effectiveness and identifying opportunities for improvement.</p> <p>Students were asked to rate the school's progress toward meeting LCAP goals and provide feedback on the overall school climate, culture, academics, and support services. Additionally, students were invited to share their likes about school and suggest one thing they would change. The survey, conducted over 30 days in mid-January to mid-February, received an exceptional response, with over 3,500 student surveys completed network-wide; nearly 170 of those were Pacific Springs students.</p>
Teachers, principals, administrators, other school personnel	<p>Teachers and school staff were engaged in the LCAP process through a survey distributed via ParentSquare, school social media, email, and text messages. The use of ParentSquare in communication has significantly increased survey participation. The survey, open from mid-January to mid-February, asked teachers and staff to rate the school's performance in providing services and resources to students. The survey provided an opportunity for narrative responses, allowing teachers and staff to offer qualitative input for improvement. Informal feedback was also gathered through classroom observations, professional development sessions, and other onsite and virtual events, which were shared with the administration for consideration.</p>

Parents (overall)	<p>The parent/guardian annual LCAP survey was conducted through ParentSquare, posted on school social media pages, emailed, and sent through text messages directly to parents, and guardians. Notifications and surveys were sent in each family's preferred language and via text message. This approach has significantly increased participation over the past two years. The survey, open from mid-January to mid-February, asked parents/guardians to rate the school's performance in key areas and provide feedback on the local school climate, culture, safety, and communication. This year we had over 2,500 parent/guardian survey participants network-wide; over 100 of those were from Pacific Springs. In the past, the survey has asked parents/guardians to self-report on program and demographic information, such as having students with Individualized Education Plans or English Language Learners. Sending the survey through Parent Square removed that need and enabled the school to cross-reference the Parent/Guardian contact information with our student information system to increase the accuracy of program and subgroup reporting. Analyzing disaggregated data from different subgroups allows the school to compare the overall consensus with subgroup-specific feedback. This process is crucial for evaluating the school's effectiveness and identifying opportunities for improvement. The survey provided the opportunity for parents to add narrative responses. This allows the school to evaluate and assess qualitative input for context and improvement recommendations.</p> <p>Less formal, but equally valuable feedback is gathered through interactions during school events and activities. Feedback from these discussion opportunities are gathered and shared by the principals and directors with the administration throughout the school year.</p>								
School Site Council	<p>The School Site Council held three meetings in the 2024-25 school year. The meetings took place using an online platform for the convenience of all involved parties who may reside throughout the charter’s wide service area. The meeting agendas had dedicated time for LCAP discussions. The LCAP purpose, content, cycles, and goals were discussed. The current LCAP goals, services, and resources were discussed. The school site council gave valuable input and positive feedback about the resources and services provided by the school.</p> <table><tr><th>Charter</th><th>Meeting #1</th><th>Meeting #2</th><th>Meeting #3</th></tr><tr><td>Pacific Springs</td><td>Wed. Jan 29, 2025 4:30</td><td>Tues. March 4, 2025 4:30</td><td>Tues. April 8, 2025 4:30</td></tr></table>	Charter	Meeting #1	Meeting #2	Meeting #3	Pacific Springs	Wed. Jan 29, 2025 4:30	Tues. March 4, 2025 4:30	Tues. April 8, 2025 4:30
Charter	Meeting #1	Meeting #2	Meeting #3						
Pacific Springs	Wed. Jan 29, 2025 4:30	Tues. March 4, 2025 4:30	Tues. April 8, 2025 4:30						

DELAC and parents of EL students	<p>The District English Learner Advisory Committee (DELAC) met four times(11/6/2024, 01/8/2025, 02/05/2025, 04/02/2025) during the 2024-25 school year. All of the DELAC meetings take place online for the convenience of the participants who may reside throughout the charter’s wide service area. Each meeting had a focus topic to discuss. These include English Learner (EL) assessments, reclassification processes, Title I compact, Title III funding, the needs of the EL community, the EL curriculum, and the LCAP, among other things. The LCAP-focused meeting took place in April and provided the opportunity to collaborate with representatives from the school’s EL community. The LCAP purpose, content, cycles, and goals were reviewed. Special attention was given to the EL-specific goals and objectives. The school reviewed the goals and actions to increase and improve the services of EL and all other unduplicated pupil groups. Parents gave positive input and valuable feedback for consideration.</p>
Parents of students with disabilities	<p>Throughout the 2024-2025 school year, Springs Charter Schools hosted three dedicated Parent Advisory Meetings for special education parents. These meetings took place on November 13, February 12, and April 9. Unlike traditional meetings with fixed agendas, these sessions were designed as interactive forums for questions and answers and brainstorming support ideas. This approach allowed parents to raise concerns relevant to them and contribute directly to identifying solutions and needed resources for the LCAP.</p> <p>In addition to the advisory meetings, the LEA provided a comprehensive 6-part parent training series titled "Parenting the Love and Logic Way." This program, designed by the Love and Logic Institute, offered practical techniques and tips for parents of children of all ages and abilities. The training was free and open to all parents, family members, and guardians.</p> <p>Furthermore, Springs Charter Schools maintains ongoing communication with all COMPASS students' parents through a monthly newsletter. This consistent communication ensures that parents are well-informed about school activities, academic expectations, and available support programs, further facilitating their engagement in the educational process and indirectly contributing to LCAP development by providing a channel for broad communication and feedback.</p> <p>By combining direct advisory meetings, skill-building workshops, and consistent informational newsletters, Springs Charter Schools demonstrates a robust and comprehensive engagement process for involving parents of special education students in the development of its LCAP, fulfilling its obligation to consult with key educational partners.</p>

A description of how the adopted LCAP was influenced by the feedback provided by educational partners.

At Springs Charter Schools, input from our educational partners—including students, parents/guardians, staff, and community members—is integral to the development and refinement of our Local Control and Accountability Plan (LCAP). Engagement opportunities such as the Annual School Survey,

School Site Council (SSC) meetings, District English Learner Advisory Committee (DELAC) meetings, and other stakeholder forums have provided valuable insights that directly influenced our goals, actions, and metrics.

Addressing Academic Gaps:

Survey responses indicated a continued need to address residual learning loss. In response, the LCAP includes increased professional development for teachers and school staff focused on academic interventions, as well as expanded tutoring opportunities to support student achievement. (Goal 1, Actions 1.1–1.4)

Strengthening Communication and Partnerships:

Educational partners emphasized the importance of strong communication and collaboration between families and schools. This feedback resulted in actions to enhance engagement opportunities and improve school-home communication. Additionally, efforts will be made to increase participation and improve the quality of responses in future LCAP surveys. (Action 2b)

Equity in Access to Resources:

During SSC and DELAC meetings, participants highlighted the need for clearer communication regarding the availability of resources for specific student groups. In response, annual notifications will now include this information to ensure equitable access. (Metric 3a)

Support Staff and Early Intervention:

Stakeholders consistently recognized the vital role of Assistant Classroom Educators (ACEs) and Aides in supporting student learning. This feedback led to the continued investment in their professional development, with an emphasis on early assessment of foundational skills to ensure timely interventions. (Action 3.6)

Promoting School Belonging and Safety:

Feedback from students identified strong relationships with peers and supportive teachers as key elements of a positive school climate. Based on this input, the school implemented Branching Minds to promote peer-to-peer respect and consistent discipline practices. Additionally, investments in Social Emotional Learning (SEL) and school-based mental health services have contributed to improved perceptions of school climate from 2024 to 2025. (Goal 2)

Increased Staffing for Student Support:

Survey data and the LREBG needs assessment indicated the need for more direct support for students. As a result, the LCAP includes actions to increase staffing, thereby strengthening connections among students, staff, and families. (Actions 2.4, 3.1, 3.6; Metrics 2i, 3h)

The feedback from our educational partners continues to shape the direction of our LCAP, ensuring that our goals and actions reflect the values and priorities of the Springs Charter Schools community.

Goals and Actions

Goal 1

Goal #	Description	Type of Goal
1	Teaching & Learning: Maintain high quality, rigorous Common Core State Standards curriculum and instruction to maintain/strengthen California Assessment of Student Performance and Progress (CAASPP) achievement through research-based practices and teacher training for all students and underperforming student subgroups.	Broad Goal

State Priorities addressed by this goal.

1, 2, 4, 7

An explanation of why the LEA has developed this goal.

This goal was developed and put as Goal #1 because teaching and learning are the charter's primary driving force. The specificity was determined through data analysis of the CA School Dashboard, internal student academic progress, and staff feedback, thus becoming an identified need. Various data were used (see metrics) to determine the multiple realms of action necessary, including curriculum, instruction, CAASPP performance, and teacher PLC/training. As shown, the actions/metrics are not only for overall achievement but subgroups as well. Further, each action was developed to ensure that the charter had all of the resources/budget available to meet expected achievement outcomes.

The metrics and actions will work together to increase student achievement and ensure charter renewal qualification.

Measuring and Reporting Results

Metric #	Metric	Baseline	Year 1 Outcome	Year 2 Outcome	Target for Year 3 Outcome	Current Difference from Baseline
----------	--------	----------	----------------	----------------	---------------------------	----------------------------------

1a	Teachers appropriately assigned and credentialed <i>Source: DataQuest: Teaching Assignment Monitoring Outcomes by FTE</i>	2021-22 Report: <ul style="list-style-type: none"> • 18 total FTE • 94.4% clear • 0.0% out of field • 0.0% Intern • 5.6% Incomplete • 0.0% Unknown 	2022-23 Report: <ul style="list-style-type: none"> • 19.2 total FTE • 94.4% clear • 5.6% out of field • 0% Intern • 0% Incomplete • 0% Unknown 		Maintain rates the following credentialing rates: <ul style="list-style-type: none"> • >80% clear • <15% out of field • <5% Intern • <5% Incomplete 	<ul style="list-style-type: none"> • No change clear • 5.6 point increase out of field • No change intern • 5.6 point decline incomplete • No change unknown
1b	Access to standards aligned instructional materials <i>Source: CA School Dashboard Local Indicator; Curriculum Inventory Report</i>	100% of students have access to standards-aligned instructional materials in 2022-23	100% of students have access to standards-aligned instructional materials in 2023-24		100% of students having access to standards-aligned instructional materials	No change; maintained 100%
1c	EL Access to CA Standards including ELD standards <i>Source: Curriculum Inventory Report</i>	100% of EL students have access to CCSS and ELD standards in 2022-23	100% of EL students have access to CCSS and ELD standards in 2023-24		100% of EL students having access to CCSS and ELD standards	No change; maintained 100%
1d	Implementation of academic content and performance standards <i>Source: CA School Dashboard local indicator, priority 2</i>	All academic content and performance standards are implemented via I CANs 100% implementation in 2022-23	All academic content and performance standards are implemented via I CANs 100% implementation in 2023-24		100% implementation	No change; maintained 100%
1e	CA School Dashboard ELA performance (color performance ranking and # points above/below standard) <i>Source: CA School Dashboard ELA Indicator</i>	2023 Overall: Orange 40.2 pts below <ul style="list-style-type: none"> • SWD = red • SED = orange • EL = red CA State is 13.6 pts below and orange on 2023 Dashboard	2024 Overall: Yellow 18.5 pts below <ul style="list-style-type: none"> • SWD = orange • SED = yellow • EL = red CA State is 13.2 pts below and orange on 2024 Dashboard		Maintain Dashboard performance that is better than the State, per charter renewal guidelines	Overall : Increased 21.7 points (Increased one performance color) <ul style="list-style-type: none"> • SWD increased one performance color • SED increased one performance color • EL no change

1f	CA School Dashboard Math performance (color performance ranking and # points above/below standard) <i>Source: CA School Dashboard Math Indicator</i>	2023 Overall: Orange 82 pts below • SWD = red • SED = red • EL = red CA State is 49.1 pts below and orange on 2023 Dashboard	2024 Overall: Yellow 64.5 pts below • SWD = orange • SED = yellow • EL = orange CA State is 47.6 pts below and orange on 2024 Dashboard		Maintain Dashboard performance that is better than the State, per charter renewal guidelines	Overall: Increased 17.5 points (Increased one performance color) • SWD increased one performance color • SED increased two performance colors • EL increased one performance color
1g	CAST: percent of students who met/exceeded standard <i>Source: CAASPP website / Science</i>	21.30% in 2022-23	27.4% in 2023-24		Maintain rate higher than the State	Increased 6 percentage points
1h	Offering a broad course of study to all students <i>Source: CA School Dashboard Local Indicator Priority 7 self-reflection tool</i>	A broad course of study is available to 100% of students	A broad course of study is available to 100% of students in 2023-24		100% of students have access to a broad course of study	No change; maintained 100%

Goal Analysis for 2025-26

An analysis of how this goal was carried out in the previous year.

A description of overall implementation, including any substantive differences in planned actions and actual implementation of these actions, and any relevant challenges and successes experienced with implementation.

There were no substantive differences in planned actions and actual implementation. All planned actions were successfully implemented, as written. Included below is a description of the implementation of the actions to achieve the articulated goal.

1.1 - ELA Student Achievement & 1.2 - Math Student Achievement

Throughout the year, interdepartmental teams worked collaboratively to equip teachers, Assistant Classroom Educators (ACE), school leaders, and student support staff with the training, data, and resources necessary to enhance English Language Arts (ELA) student outcomes. Key initiatives and updates included:

- Professional Development: Throughout the school year, educators, ACEs, and leaders engaged in professional learning sessions that reviewed prior year data, current student data, curriculum pacing guides, and intervention strategies to support planning and instruction.
- AIMM Leadership Focus: The Academic Instruction, Mentoring, and Monitoring (AIMM) initiative provided targeted support to program leaders, helping to drive improved student outcomes and strengthen program-level systems.
- Monthly BHAG Committees: Cross-functional committees met monthly to lead school-wide, data-informed initiatives. Notably, the Reading Committee pursued the ambitious goal of ensuring all students achieve grade-level reading proficiency by 4th grade.
- Springs Coaching Program: This coaching initiative for teachers emphasized cultivating strong classroom culture, using data to inform instruction, and advancing mastery-based learning practices.
- Continuous Improvement Reports: These in-depth reports included demographic, diagnostic, and state-level data, enabling educators and leaders to track student growth and establish targeted goals for improvement.
- Personalized Learning Summit: Held on non-instructional days, the two Personalized Learning Summits brought together education and student services teams to analyze student data, develop strategic plans, and participate in expert-led training sessions.
- Wraparound Services: Ongoing, multidisciplinary support was implemented in underperforming academic programs, with structured monthly follow-ups to ensure progress and alignment with student needs.

1.3 - Science Student Achievement

Science I CANs based on the NGSS for TK-8 grade have been developed and shared with teachers in the Teaching The Springs Way (TTSW) Toolbox. The school is reviewing baseline CAST results and assessing curriculum and professional development effectiveness.

An explanation of material differences between Budgeted Expenditures and Estimated Actual Expenditures and/or Planned Percentages of Improved Services and Estimated Actual Percentages of Improved Services.

The Goal budgeted expenditures were \$ 655,203, and estimated actuals are \$ 1,161,736, a 77% difference. Overall, spending was above projections. Explanations are included below, by action.

Action 1.1 ELA Student Achievement

Planned expenditure: \$ 294,638

Estimated Spending: \$ 447,889

Explanation: Actual costs exceeded the originally planned expenditures due to the filling of vacant positions and hiring of additional staff as we had to maintain academic support to all our students across three different physical locations.

Action 1.2 Math Student Achievement

Planned expenditure: \$ 243,945

Estimated Spending: \$ 503,290

Explanation: Actual costs exceeded the originally planned expenditures due to a three-year agreement for a new math curriculum adoption. While this resulted in higher upfront costs, the multi-year contract was chosen to reduce overall expenses and achieve cost savings over the duration of the agreement. Additional excess costs are due to the filling of vacant positions and hiring of additional staff as we had to maintain academic support to all our students across three different physical locations.

Action 1.3 Science Student Achievement

Planned expenditure: \$ 116,620

Estimated Spending: \$ 210,557

Explanation: Actual costs exceeded the originally planned expenditures due to the filling of vacant positions and hiring of additional staff as we had to maintain academic support to all our students across three different physical locations.

A description of the effectiveness or ineffectiveness of the specific actions to date in making progress toward the goal.

The metrics (“measuring and reporting results”) show in this goal that the following were effective/met:

- 1a - teachers appropriately assigned at credentialed remains at 94.4%
- 1b - all students have access to standards aligned instructional materials
- 1c - all EL students have access to CCSS and ELD standards
- 1d - all academic content and performance standards are implemented
- 1e - ELA performance has increased significantly as the charter was 40.2 points below DFS and is now 18.5 points below and SWD moved from red to orange and SED moved from orange to yellow on the Dashboard
- 1f - math performance has increased from 82 points below DFS and is now at 64.5 points below DFS and SWD and EL have moved from red to orange and SED has moved from red to yellow

1g - CAST performance has increased from 21.3% to 27.4%

1h - all students are offered a broad course of study

The metrics (“measuring and reporting results”) show in this goal that the following was ineffective/somewhat effective/not met:

1e - ELA performance for ELs remains red on the Dashboard

Charter administrators know that EL performance needs to increase and the Director of EL is working with the program to ensure ELD is used with fidelity and the administrator and teachers are provided more development in this area.

A description of any changes made to the planned goal, metrics, target outcomes, or actions for the coming year that resulted from reflections on prior practice.

The charter added a fourth action to this goal, which is funded through the Learning Recover Emergency Block Grant (Action 1.4). After conducting a thorough needs assessment, leaders met several times this year to review data, research allowable spending practices, and pinpoint evidence-based practices that have the best potential to increase ELA and math learning recovery for students. Leaders will continue monitoring student outcomes to assess their success in the coming year.

A report of the Total Estimated Actual Expenditures for last year’s actions may be found in the Annual Update Table. A report of the Estimated Actual Percentages of Improved Services for last year’s actions may be found in the Contributing Actions Annual Update Table.

Actions

Action #	Title	Description	Total Funds	Contributing
----------	-------	-------------	-------------	--------------

1.1	ELA Student Achievement	<p>Use individual, significant sub-group, and school-wide CAASPP data to drive instruction. Using this data, teachers and administrators will identify strengths and weaknesses and implement research-based strategies and first-best instruction in order to maintain/increase overall and significant subgroup achievement. Initiatives will include:</p> <ul style="list-style-type: none"> • Teacher, ACE, and instructional aide professional development before, during, and after the school year (10 PD days, PLC, and optional extra paid PD) • Academic Instruction, Mentoring and Monitoring (AIMM) for program leadership, focusing on increasing student outcomes and supports at the program-level throughout the school year • Monthly BHAG Committees review data, discuss student needs, and develop schoolwide actions (<i>Reading Committee focus: All students will be proficient in grade-level reading by 4th grade</i>). • IAB/FIAB/ICA interim assessments implemented in all programs • Administrative coaching, monitoring, and follow-up for new leaders • Data platforms available for teacher, program, and school-level analysis (Parsec Go) • Local level achievement dashboards with access to benchmark exams and diagnostic assessments (i-Ready) • Multidisciplinary wrap around services for academically underperforming programs <p>This action is going to meet the needs of student groups in the lowest performance levels on the CA School Dashboard. The charter will prioritize subgroups that measure as red: 2023 Dashboard includes English Learners and Students with Disabilities.</p>	\$370,526	Yes
-----	-------------------------	--	-----------	-----

1.2	Math Student Achievement	<p>Use individual, significant sub-group, and school-wide CAASPP data to drive instruction. Using this data, teachers and administrators will identify strengths and weaknesses and implement research-based strategies and first-best instruction in order to maintain/increase overall and significant subgroup achievement. Initiatives will include:</p> <ul style="list-style-type: none"> • Teacher, ACE, and instructional aide professional development before, during, and after the school year (10 PD days, PLC, and optional extra paid PD) • Academic Instruction, Mentoring and Monitoring (AIMM) for program leadership, focusing on increasing student outcomes and supports at the program-level throughout the school year • Monthly BHAG Committees review data, discuss student needs, and develop schoolwide actions (<i>Math committee focus: All students will be ready for high school math by the end of 8th grade</i>). • IAB/FIAB/ICA interim assessments implemented in all programs • Administrative coaching, monitoring, and follow-up for new leaders • Data platforms available for teacher, program, and school-level analysis (Parsec Go) • Local level achievement dashboards with access to benchmark exams and diagnostic assessments (i-Ready) • Multidisciplinary wrap around services for academically underperforming programs • Piloting new Math curriculum (Savvas enVision) being implemented in some academy programs in 2024-25 for evaluation of student improvement. 	\$434,396	Yes
-----	--------------------------	---	-----------	-----

1.3	Science Student Achievement	Use individual, significant sub-group, and school-wide data to drive instruction. Science power standards will be developed for each grade level and corresponding Mastery Quizzes will be developed to assess student mastery. Using the data from these assessments, teachers, and administrators will identify strengths and weaknesses and implement research-based strategies and first-best instructions in order to maintain/increase overall and significant subgroup achievement. Each year these will be reviewed multiple times with teaching staff to ensure achievement maintenance/growth.	\$177,389	Yes
1.4	Learning Recovery (funded by LREBG)	<p>Close learning gaps through the implementation and expansion of evidence-based ELA and math learning supports and services provided to pupils.</p> <ul style="list-style-type: none"> • Learning recovery programs and materials designed to accelerate pupil academic proficiency are planned to include: personalized learning instructional materials (Mastery Path Project), SRA Reading Lab and math manipulative kits, Reading Plus, Novel Studies with Springs Lit Guide. • Professional development and coaching will be provided through: Really Great Reading On-Demand Training (ELA), and Jo Boaler On-Demand Training (Math). • Additional staffing will provide an expansion of small group learning supports, staff coaching, and services provided to students: ACEs at the middle school level, increased ELD teacher time from 185 to 225 service days per school year, TOSA (Intervention focus-middle school), and AOSA focused on TK-6 Literacy and Intervention. 	\$58,277	No

Goal 2

Goal #	Description	Type of Goal
2	Student Belonging: Maintain high levels of student and parent engagement and connectedness through school initiatives prioritizing student safety, positive school culture, and parent involvement.	Broad Goal

State Priorities addressed by this goal.

1, 3, 5, 6

An explanation of why the LEA has developed this goal.

This goal was developed because the charter believes that student safety and school culture should be the highest priority. To continue providing a positive environment that promotes student-felt safety and connection, the charter focuses efforts on a safe, clean school environment, nutrition services, whole child support, and student belonging. The school believes that the identified actions will sustain the progress exemplified by the related metrics as they directly impact student behavior and social and emotional engagement with staff and peers. Metrics have been established and aligned with state accountability measures with an expected outcome of fewer suspensions/expulsions, higher attendance and engagement, and a low dropout rate. Aside from the data outcomes, the charter wants to ensure that students are well-cared for.

The metrics and actions will work together to increase student engagement, attendance, connectedness, and decrease disciplinary incidents.

Measuring and Reporting Results

Metric #	Metric	Baseline	Year 1 Outcome	Year 2 Outcome	Target for Year 3 Outcome	Current Difference from Baseline
2a	Safe, Clean, Functional School Facilities <i>Source: Facility Condition Assessment (internal)</i>	100% of facilities meeting good repair standards in 2022-23	100% of facilities meeting good repair standards in 2023-24		100% of facilities meeting good repair standards	No change; maintained 100%

2b	Efforts to seek parental input in decision making <i>Source: Springs network-wide parent response to CA School Dashboard local indicator priority 3 self reflection tool</i>	Completed 1 annual parent survey for all programs, which includes priority 3 self reflection tool content 88% positive ratings on 2023-24 network-wide annual survey for parent engagement in decision making (utilizing the local indicator tool)	Completed 1 annual parent survey for all programs, which includes priority 3 self reflection tool content 88% positive ratings on 2024-25 network-wide annual survey for parent engagement in decision making (utilizing the local indicator tool)		Maintain 85-95% or above positive rating from parents	No change; maintained within target range.
2c	Annual school attendance rate <i>Source: SIS Attendance Detail Summary Report</i>	99.2% in 2022-23	99.5% in 2023-24		Maintain rate above 95%	<1 percentage point change; maintained within target range
2d	CA School Dashboard Chronic Absenteeism performance (color performance ranking and percentage of students who were absent 10% or more) <i>Source: CA School Dashboard Chronic Absenteeism</i>	0.7% overall Blue on 2023 Dashboard • SWD = green • SED = blue • EL = blue CA State is 24.3% and yellow on 2023 Dashboard	1.3% overall Green on 2024 Dashboard • SWD = yellow • SED = green • EL = blue CA State is 18.6% and yellow on 2024 Dashboard		Maintain rate lower than the State	Overall: Increased 0.6 points (Declined one performance color) • SWD declined one performance color • SED declined one performance color • EL no change
2e	Middle school drop-out rates <i>Source: CALPADS 1.12 (1-year drop-outs, grades 7/8)</i>	0% in 2022-23	0.0% in 2023-24		Maintain rate of 0%	No change; maintained 0%
2f	High school cohort dropout rate <i>Source: Data Quest Four-Year Adjusted Cohort Outcome Report</i>	N/A CA State has 8.2% cohort drop outs in 2022-23	N/A CA State has 8.9% cohort drop outs in 2023-24.		Maintain rate lower than the State	N/A

2g	CA School Dashboard Suspension Rate performance <i>Source: CA School Dashboard color performance and percent of students suspended at least one day</i>	5.8% overall Red on 2023 Dashboard • SWD = red • SED = red • EL = orange CA State is 3.5% and orange on 2023 Dashboard	3.1% overall Yellow on 2024 Dashboard • SWD = orange • SED = yellow • EL = orange CA State is 3.2% and green on 2024 Dashboard		Maintain rate lower than the State	Overall: Declined 2.7 points (Increased two performance colors) • SWD increased one performance color • SED increased two performance colors • EL no change
2h	Expulsion Rate <i>Source: Data Quest Expulsion rate Report</i>	0% in 2022-23	0% in 2023-24		Maintain rate under 1%	No change; maintained target rate
2i	Local surveys on safety and school connectedness <i>Source: Annual Student Survey, overall positive response rating</i>	58% positive response in 2024	69% positive response in 2025		Maintain 70-80% student positive perception responses	Increased 11 percentage points
2j	Nutrition Services <i>Source: Internal service log</i>	100% of student facilities have access to nutritionally adequate meals in 2022-23.	100% of student facilities have access to nutritionally adequate meals in 2023-24.		Maintain 100% access	No change; maintained 100%

Goal Analysis for 2025-26

An analysis of how this goal was carried out in the previous year.

A description of overall implementation, including any substantive differences in planned actions and actual implementation of these actions, and any relevant challenges and successes experienced with implementation.

There were no substantive differences in planned actions and actual implementation. All planned actions were successfully implemented, as written. Included below is a description of the implementation of the actions to achieve the articulated goal.

2.1 - Whole Child Support / MTSS

Year one of Branching Minds platform implementation provided teachers with comprehensive data in one place including: universal screening results, diagnostic assessment results, SRSS SEL screening results, and other early warning data indicators. The platform allows for all support staff to view and

collaborate to create personalized plans based on the whole child approach and student needs. The resource library strategies supports all students and specific strategies to support foster, homeless, economically disadvantaged, EL and SWD.

HELLO class offerings for ILP students expanded to offer fifteen small group targeted intervention classes with invitations to the students indicating the skill needs through use of data analysis and planning (analyzed in Branching Minds). Student participation was consistent and engaged. Tutoring sessions were also offered and time slots were filled to support individual student needs with Springs teachers as the tutors.

2.2 - Student Belonging

Student Services, Education Services, IT, and Admin Ops Department partnered to identify and implement a SEL screener to identify needs and target interventions to support student engagement and belonging as measured by the number of students and counselors participating in the screener, which opened October 2024.

Student Services implemented a restorative practices training pilot for early adopter site teams to increase student belonging and engagement as measured by staff survey, student attendance rates, and decreased disciplinary incidents. 179 Springs staff members participated in an introduction to restorative practices and community circles, with additional staff members also participating in two days of training on restorative conferencing.

The BHAG Belonging committee continues to meet monthly with collaboration from a wide variety of staff from different roles, programs, and departments.

2.3 - Parent Engagement

Each Academy student center has successfully hosted at least two signature on-site parent engagement events this year, supporting meaningful school-home partnerships. In our home-based programs, regional SPREE events, Parent orientations, webinars, and coffee chats have been consistently offered, ensuring that families of unduplicated pupils are supported and engaged throughout the school year.

Parent participation in decision-making bodies such as School Site Council and DELAC is actively monitored to ensure broad and representative input. Attendance and engagement is tracked in these forums, and leadership teams work to maintain fidelity to the process through consistent communication and outreach. In addition, parent perception data is gathered through schoolwide surveys, including the LCAP educational partner engagement survey and program-level satisfaction surveys. These insights have led to responsive changes in program offerings and additional support to better meet the local needs of our families.

2.5 - Nutrition Services

The charter continues providing on-site access to school meals that meet or exceed state nutrition requirements and federal regulations related to school meals at all student facilities. Universal meal programs are available for all students to receive free meals, regardless of traditional eligibility requirements. The charter targets foster, homeless, economically disadvantaged, and EL students as the top priority; however, all students receive the benefit through community eligibility.

An explanation of material differences between Budgeted Expenditures and Estimated Actual Expenditures and/or Planned Percentages of Improved Services and Estimated Actual Percentages of Improved Services.

The Goal budgeted expenditures were \$ 88,226, and estimated actuals are \$ 95,505, a 8% difference. Overall, spending was within range of the estimated budget, though there were some adjustments within the actions. Explanations are included for clarity.

Action 2.2 Student Belonging

Planned expenditure: \$ 33,134

Estimated Spending: \$ 43,100

Explanation: Actual costs exceeded original planned expenditures due to the hiring of new staff to expand our Counseling and Student Services departments. These additions were essential to meet growing student needs and enhance support services.

A description of the effectiveness or ineffectiveness of the specific actions to date in making progress toward the goal.

The metrics (“measuring and reporting results”) show in this goal that the following were effective/met:

2a - the facility is in good repair

2b - parental input is on the rise with 252 adult survey respondents with 88% positive ratings

2c - attendance rates have increased by 0.3 percentage points to total 99.5%

2e - there are zero middle school dropouts

The metrics (“measuring and reporting results”) show in this goal that the following was somewhat effective:

2d - chronic absenteeism has increased slightly (0.6 percentage points) and SED has moved from green to hello, SED went from blue to green, and EL has remained blue on the Dashboard

While this is only a slight increase in chronic absenteeism, the charter remains diligent in ensuring all students are progressing to the fullest extent.

2f - high school dropout rate is n/a for this charter but is included as a required State Priority on the LCAP.

A description of any changes made to the planned goal, metrics, target outcomes, or actions for the coming year that resulted from reflections on prior practice.

The charter added a new action to this goal, which is funded through the Learning Recovery Emergency Block Grant (Action 2.4). After conducting a thorough needs assessment, leaders met several times this year to review data, research allowable spending practices, and pinpoint evidence-based solutions that have the best potential to increase learning recovery through increased attendance and engagement. This action focuses on addressing student groups who are at higher risk of chronic absenteeism and increases communication and staffing supports to address student needs in a timely manner. Leaders will continue monitoring student outcomes to assess their success in the coming year.

A report of the Total Estimated Actual Expenditures for last year’s actions may be found in the Annual Update Table. A report of the Estimated Actual Percentages of Improved Services for last year’s actions may be found in the Contributing Actions Annual Update Table.

Actions

Action #	Title	Description	Total Funds	Contributing
----------	-------	-------------	-------------	--------------

2.1	Whole Child Support / MTSS	<p>The whole child will be supported through various means, including Social/emotional groups led by counselors, MTSS Team Meetings (including counselors, support staff, and special education teachers) to support students with behavioral and social needs, positive behavior programs implemented in each education program location, alternatives to suspension training and supports, MTSS specific staff development training focused on social well-being and supports for students in and outside the classroom.</p> <p>The charter will use suspension overall and subgroup data to refine Team practices as appropriate.</p> <p>The school will also continue using the Go Guardian system to monitor students' online use, filter content, and screen for inappropriate internet activity and bullying concerns.</p> <p>The charter has hired a full-time social worker and has homeless/foster liaison to provide additional resources for students in need.</p> <p>Implement Branching Minds program, where the whole child can be analyzed in one place to determine the next steps, including interventions and other needs.</p> <p>Provide independent learning program students with tutoring, online and in-person study zones, instructional/success aides assigned to specific student groups, and HELLO online intervention classes.</p> <p>The charter targets foster, homeless, economically disadvantaged, and EL students, along with any student groups in the lowest performance level on the CA School Dashboard, as the top priority; however, all students receive the benefits if they struggle.</p>	\$14,757	Yes
-----	----------------------------	---	----------	-----

		This action is going to meet the needs of student groups in the lowest performance level on the Dashboard suspension rate indicator; measuring as red in 2023 includes Students with Disabilities, Socioeconomically Disadvantaged, Hispanic, and students of Two or More Races.		
2.2	Student Belonging	<p>To increase student engagement and connectedness, the charter will: (1) implement a universal screener to identify students in need of social-emotional-learning (SEL) or school-coordinated mental health services, (2) implement a restorative practices training pilot for designated sites with full implementation on all student facilities by 2025-26, and (3) maintain a "Belonging" staff focus group to monitor and evaluate outcomes and establish best practices. Anticipated outcomes from these efforts include increased attendance rates, decreased chronic absenteeism, and a decreased suspension rate.</p> <p>The charter will frequently monitor student drop-out rates and attendance rates within network averages and maintain/decrease chronic absenteeism compared to the county through adequate progress/SART/SARB processes, student involvement in goal setting, personalized learning, interest choices, and student engagement methods.</p>	\$29,493	Yes
2.3	Parent Engagement	Maintain parent involvement by gaining input in decision-making and parent participation in programs for unduplicated pupils. The school will do this through annual parent perception surveys (e.g., school-wide LCAP educational partner engagement survey, program-level parent satisfaction survey, etc.), School Site Council, DELAC, and parent engagement events. Academies: Each student center hosts (at minimum) 2 on-site parent engagement events annually. Home-based programs: SPREE events occur regionally throughout the year, along with numerous parent orientations, webinars, and coffee chats; all these allow for support and training of parents throughout the year.	\$28,627	Yes

2.4	Chronic Absenteeism (funded by LREBG)	In order to combat chronic absenteeism (focusing on underperforming subgroups), the charter will hire coordinator(s) to conduct analysis focused on pupils who have high rates of unexcused absences and/or insufficient engagement. Coordinator(s) will work directly with guardians/students, child welfare and attendance clerks, and leadership to further identify, develop, and consistently implement processes. The staff will work directly with families who are incurring absences to assist with barriers, further refine practices/training for child welfare and attendance clerks daily tasks, and come alongside leadership to improve school culture. This evidence-based action aims to increase or stabilize the amount of instructional time or services provided to pupils.	\$20,000	No
2.5	Nutrition Services	<p>The charter will continue providing on-site access to school meals that meet or exceed state nutrition requirements and federal regulations related to school meals at all student facilities.</p> <p>Universal meal programs are available for all students to receive free meals, regardless of traditional eligibility requirements. The charter targets foster, homeless, economically disadvantaged, and EL students as the top priority; however, all students receive the benefit through community eligibility.</p>		No

Goal 3

Goal #	Description	Type of Goal
3	Supporting Qualifying Student Subgroups: Provide comprehensive services to support the identified needs of unduplicated students (English Language Learners, foster youth, and economically disadvantaged) and students with exceptional needs.	Broad Goal

State Priorities addressed by this goal.

3, 4, 7

An explanation of why the LEA has developed this goal.

This goal was developed to specifically address services and programs, as well as student outcomes, for our students with disabilities, English Language Learners, socio-economically disadvantaged, and foster youth. Based on Dashboard performance data, feedback from parent advisory groups as well as survey data from staff and families, the school recognizes the need for focused efforts in these areas. The school believes that the identified actions will sustain the progress exemplified by the related metrics as they directly impact engagement. Metrics have been established and aligned with state accountability measures with an expected outcome of high attendance rates, low chronic absenteeism, low dropout rates, and high levels of parent participation and input in decision-making.

The metrics and actions will work together to increase student achievement and available support for unduplicated student groups and students with exceptional needs.

Measuring and Reporting Results

Metric #	Metric	Baseline	Year 1 Outcome	Year 2 Outcome	Target for Year 3 Outcome	Current Difference from Baseline
3a	Promotion of parental participation for unduplicated pupils <i>Source: DELAC and SSC Meeting calendar</i>	Invited all parents to annual survey; disaggregate data to compare subgroups to overall feedback Host 4 network-wide DELAC and 4 SSC meetings, of which they are invited to attend.	Invited all parents to annual survey; disaggregate data to compare subgroups to overall feedback. Hosted 4 network-wide DELAC and 3 SSC meetings, of which they are invited to attend.		Invited all parents to annual survey; compare subgroup participation to overall Host 4 network-wide DELAC and 4 SSC meetings, of which they are invited to attend.	3 of the 4 parts of the metrics were met (survey, data, DELAC); 1 was nearly met (SSC)
3b	Promote parental participation in programs for individuals with exceptional needs <i>Source: Annual LCAP survey participation</i>	10 parent participants in 2024	22 parent participants in 2025		2024 baseline data is already historically high for the charter, so the target will be a moderate 10% increase in participation count.	120% increase in participants

3c	Dashboard performance color and percentage of EL students making progress toward English language Proficiency <i>Source: CA School Dashboard ELPI</i>	39% Orange on 2023 Dashboard	53.3% Green on 2024 Dashboard Increased 14.4% 75 students		Maintain Medium or higher status rating on the dashboard (45+% EL students making progress)	Increased 14.3 percentage points
3d	EL Reclassification Rate <i>Source: Data Quest Annual Reclassified Fluent English Proficient (RFEP) counts and rates report -or- CALPADS 2.16 if Data Quest is unavailable</i>	CALPADS data shows 4 students (4.7% of EL students enrolled in 2021-22) Redesignated FEP for 2022-23.	CALPADS data shows 4 students (4% of EL students enrolled in 2022-23) redesignated FEP for 2023-24		Maintain a 10% annual RFEP rate	Rate declined <1 percentage point
3e	Programs and services developed and provided to students with exceptional needs. <i>Source: Annual LCAP Survey, % of subgroup parents who report to believe that the school is doing “well” or “very well” in the area of academic instruction and student support.</i>	90% in 2024	82% in 2025		Maintain rates above 85%	Declined 8 percentage points
3f	Chromebook Access <i>Source: Internal IT inventory and request sheet</i>	1:1 student to device ration availability	1:1 student to device ration availability		Maintain 1:1 student device ratios for all families requesting a device	No change; maintained target

3g	Personal wifi devices <i>Source: communication notification system' request and inventory sheet</i>	The school has not yet started sending notifications directly to families but will in 2024-25. 100% of Mifi device requests were fulfilled.	Communication done individually to families through EL leads and homeless and foster liaison; direct parent notifications will be operational in 2025-26. 100% of Mifi device requests were fulfilled.		The school will send 1 notification to qualifying families sharing availability of devices. 100% of requests for devices will be fulfilled.	No change; maintained 100% request fulfillment
3h	Programs and services developed and provided to unduplicated pupils. <i>Source: Fully staffed ACE/Aide positions with staff development provided</i>	100% of ACE/Aide positions are staffed; maintained professional development program	100% of ACE/Aide positions are staffed; maintained professional development program		100% of ACE/Aide positions staffed; maintained professional development program	No change; 100% maintained

Goal Analysis for 2025-26

An analysis of how this goal was carried out in the previous year.

A description of overall implementation, including any substantive differences in planned actions and actual implementation of these actions, and any relevant challenges and successes experienced with implementation.

There were no substantive differences in planned actions and actual implementation. All planned actions were successfully implemented, as written. Included below is a description of the implementation of the actions to achieve the articulated goal.

3.1 - English Learner Program

School staff continue to implement a comprehensive plan to improve outcomes for English Learners by aligning instruction with both State and ELD Standards through the adoption of state-recommended Benchmark Advance materials for grades K-6, Language Tree for grades 6-12, and supplemented with online resources. Guaranteed ELD instructional time is embedded in all master schedules, and Tier II MTSS supports are provided to monitor EL progress and offer timely interventions. The established English Learner Director position is working to ensure program compliance, support instructional alignment, and lead professional development. EL targeted professional development was delivered to teachers of ELs, focusing on integration, core instructional strategies, interventions, and personalization. Additionally, updates to internal redesignation policies contributed to increased RFEP rates across the charter.

3.2 - Students with Disabilities

The Special Education Case Management Procedural Handbook has been revised for 2024-25. This manual increased the amount of resources and training opportunities that are available to teachers regarding collaborative teaching, accommodations and modifications, and intervention methodologies. Collaborative professional development that focuses on utilizing formative assessment data to develop intervention schedules and programming at the program-level have been provided to all K-8 academy sites. The Mental Health Itinerant Team (MHIT) is working with school counselors and psychologists to monitor SEL screening results and providing coaching to teams on how to implement Tier 2 & 3 interventions. Parents, Counselors, and Psychologists are receiving training on Love and Logic strategies.

3.3 - Chromebook Access

The school has been able to maintain 1:1 Chromebooks in all programs for students who choose to check one out.

3.4 - Mifi Internet Connection / Homeless foster liaison

In order to address the low participation in the free-mifi program, the process for obtaining a MiFi for students in need is being revised. Collaboration between IT and the homeless/foster liaison has been implemented to proactively plan solutions for potential logistical issues that come about when working with vulnerable populations. Communication will be sent through ParentSquare to notify qualifying families of the availability of this and other resources offered by the school. Staff are in the process of developing a portal for requests to be made through MySprings. Qualifying families will have direct access to the request form through MySprings.

3.5 - Long-Term English Learners (LTEL)

Intensive training for teachers has been provided on language-rich instruction, vocabulary, reading comprehension, and structured math supports. LTEL performance data is analysed quarterly to review ELPAC, CAASPP, and i-Ready to identify off-track students and implement targeted interventions. The EL Instructional Coach has provided ongoing coaching on the implementation of Designated and Integrated ELD and tracking reclassification readiness.

3.6 - Assistant Classroom Educators (ACE)

Ongoing and consistent training is provided to all ACEs and Instructional Aides (IAs) throughout the school year. This year, we held five ACE trainings to support their professional development. Survey results show ACEs/IAs are growing in confidence implementing evidence based strategies to support small group instruction and meet the needs of all students, while focusing on unduplicated subgroups. ACEs/IAs also report an increase in consistency of use of the strategies trained throughout this year. The professional development training supports the design of teachers and ACEs/IAs work together to group students according to needs and adjust groups as needed to provide just in time support for students. ACEs/IAs provide check-ins and support SEL,

Academic and behavior needs based on the MTSS team and personalized learning plans for every child. They provide a wide range of supports including 1:1, small group, and whole group lessons to reinforce skills.

An explanation of material differences between Budgeted Expenditures and Estimated Actual Expenditures and/or Planned Percentages of Improved Services and Estimated Actual Percentages of Improved Services.

The Goal budgeted expenditures were \$ 1,432,427, and estimated actuals are \$ 1,576,890, a 10% difference. Overall, spending was within range of the estimated budget, though there were some adjustments within the actions. Explanations are included for clarity.

Action 3.1 English Learner Program

Planned expenditure: \$ 8,408

Estimated Spending: \$ 20,711

Explanation: Estimated spending is a more accurate reflection of actual costs for staff and support salaries offering direct support to EL students.

Action 3.3 Chromebook Access

Planned expenditure: \$ 30,502

Estimated Spending: \$ 120,295

Explanation: Actual costs exceeded original planned expenditures due to a shift in practice, with individual charters now purchasing their own Chromebooks to own and maintain, rather than renting them from our largest charter.

Action 3.5 Long-Term English Learners

Planned expenditure: \$ 1,449

Estimated Spending: \$ 6,987

Explanation: Estimated spending for this new action item are reflective of the actual portion of salary and support costs of staff providing direct services to Long-Term English Learners

A description of the effectiveness or ineffectiveness of the specific actions to date in making progress toward the goal.

The metrics (“measuring and reporting results”) show in this goal that the following were effective/met:

- 3a - unduplicated pupil parents are engaged between the survey participants, 4 DELAC meetings, and 3 SSC meetings
- 3b - parental participation in programs for individuals with exceptional needs has more than doubled from 10 parents to 22
- 3c - EL performance toward English proficiency has had a large increase from 39% to 53.3% and is now green on the Dashboard
- 3d - EL classification rates have remained steady
- 3f - all students have access to a Chromebook (1:1)
- 3g - all qualifying families received individual communication to receive a MiFi device and 100% of the requests were fulfilled

The metrics (“measuring and reporting results”) show in this goal that the following was somewhat effective:

3e - programs and services developed and provided to students with exceptional needs has decreased slightly to an 82% satisfaction rate

While the satisfaction rate for this subgroup remains very high, the administration is working toward communicating with families to analyze the decrease in satisfaction.

A description of any changes made to the planned goal, metrics, target outcomes, or actions for the coming year that resulted from reflections on prior practice.

Metric 3i was moved to Goal 2 (now metric 2j) because it was meant to align with the Nutrition Services action 2.5.

A report of the Total Estimated Actual Expenditures for last year’s actions may be found in the Annual Update Table. A report of the Estimated Actual Percentages of Improved Services for last year’s actions may be found in the Contributing Actions Annual Update Table.

Actions

Action #	Title	Description	Total Funds	Contributing
----------	-------	-------------	-------------	--------------

3.1	English Learner Program	<p>English Learners will access the State Standards and ELD Standards through new state-recommended ELD Benchmark materials for K-6 (which will be piloted in 2024-25) with continued use of online supplements. The charter will create a new staffing position of English Learner Director to ensure program compliance in all programs and coordinate teacher training and development. ELL students will benefit from Tier II Multi-Tiered System Support (MTSS) monitoring and supports; ELD time will be guaranteed on all master schedules; and, four professional development events will be held for teachers of ELs to cover best practices, integration, core interventions and strategies, and personalization.</p> <p>The charter anticipates increased RFEP rates by modifying internal policies of redesignation practices.</p>	\$3,394	Yes
3.2	Students with Disabilities	To increase academic success for students with disabilities, SCS will address the individualized needs as identified in their IEPs. In a collaboration between the GenEd teachers and SpEd support providers, they will function as a team to plan and implement accommodations necessary for instruction, reteaching, ILP implementation, and the socio-emotional supports provided. Research-based academic interventions will be utilized and guided by data-driven goals generated via intermittent probes and i-Ready data.	\$944,129	No
3.3	Chromebook Access	In an effort to increase technology readiness and access to a broad course of study, the Charter's students will continue to have access to a Chromebook (or other similar technology). Maintain 1:1 Chromebook to student levels in all programs.	\$121,112	Yes
3.4	Mifi Internet Connection / Homeless foster liaison	Continue to provide resources through the Foster/Homeless Liaison, including MiFi (portable WiFi service) to foster youth, English Learners, homeless, and students who qualify for free lunch to access technology and resources when not at a resource center. Send an annual notification to qualifying families who indicate that they are in need of internet access so they are aware of MiFi availability.	\$1,103	Yes

3.5	Long-Term English Learners (LTEL)	Long Term English Learners (LTELs) will specifically be supported and targeted to help them reclassify through various practices and procedures. In order to enhance English proficiency and academic achievement for LTELs we will provide intensive ELD instruction with a focus on targeted small group intervention using research-based ELD strategies such as scaffolding, differentiation and targeted academic language support designed specifically for LTELs. LTEL progress will be monitored quarterly using both formative and summative assessments in the ELD program. Teacher professional development will focus on three key goals, analyzing both formative and summative data to monitor LTEL's language development, Designated ELD lesson design scaffolds specifically for LTELs. , and integration of academic language and writing skills for our LTEL students across the content areas.	\$1,131	Yes
3.6	Assistant Classroom Educators	Continue to train and support Assistant Classroom Educators (ACES)/instructional aides to support all students. Specialized training will allow targeted instruction for students with disabilities, English Learners, foster, homeless, and socio-economically disadvantaged students, and those students requiring MTSS/RTI support.	\$343,587	No

Increased or Improved Services for Foster Youth, English Learners, and Low-Income Students for 2025-26

Total Projected LCFF Supplemental and/or Concentration Grants	Projected Additional 15 percent LCFF Concentration Grant
\$ 816,714	\$ 66,803

Required Percentage to Increase or Improve Services for the LCAP Year

Projected Percentage to Increase or Improve Services for the Coming School Year	LCFF Carryover — Percentage	LCFF Carryover — Dollar	Total Percentage to Increase or Improve Services for the Coming School Year
12.32%	0%	\$ 0	12.32%

The Budgeted Expenditures for Actions identified as Contributing may be found in the Contributing Actions Table.

Required Descriptions

LEA-wide and Schoolwide Actions			
For each action being provided to an entire LEA or school, provide an explanation of (1) the unique identified need(s) of the unduplicated student group(s) for whom the action is principally directed, (2) how the action is designed to address the identified need(s) and why it is being provided on an LEA or school wide basis, and (3) the metric(s) used to measure the effectiveness of the action in improving outcomes for the unduplicated student group(s).			
Goal and Action #(s)	Identified Need(s)	How the Action(s) Address Need(s) and Why it is Provided on an LEA-wide or Schoolwide Basis	Metric(s) to Monitor Effectiveness

1.1	<p>ELA Student Achievement Principally directed to: Foster, EL, low-income families</p> <p>Identified needs: Additional interventions and support in the area of ELA have been identified as a need by analyzing the subgroup results on the CA School Dashboard. Some unduplicated pupil groups scored below the overall student color performance level, while others scored at the same level but still show a point disparity as compared to the overall school population. Specifically, the EL subgroup was red, SWD was red and the SED group was orange. Furthermore, comments made in the narrative response portion of the LCAP survey, by students, parents/guardians, and staff indicate that our UP groups are in need of additional academic support.</p>	<p>This disparity (EL red and SED orange) in these two vulnerable populations has led to further designated supports, such as targeted professional development, a teacher coaching program, refined data reports, and wraparound services. Due to these efforts, 2 of the three vulnerable subgroups have risen a level on the Dashboard - SWD went from red to orange and SED moved from orange to yellow.</p> <p>This action is principally directed toward our most vulnerable populations. The BHAG group and the team of ELA experts are working to get ELA first, best instruction in every class with fidelity while also monitoring supports and refining as needed.</p> <p>The school offers support and interventions through a variety of methods. Due to the school's unique needs and geographical makeup, the interventions are offered both online and in person. These plans and interventions are noted throughout this document and are in place to support the foster, EL, and low-income students first, but all students will receive the added benefit.</p>	1e ELA Student Achievement
-----	--	--	----------------------------

1.2	<p>Math Student Achievement Principally directed to: Foster, EL, low-income families</p> <p>Identified needs: Additional interventions and support in the area of math have been identified as a need by analyzing the subgroup results on the CA School Dashboard. Some unduplicated pupil groups scored below the overall student color performance level, while others scored at the same level but still show a point disparity as compared to the overall school population. Specifically, the SED, SWD, and EL groups were all red. Comments made in the narrative response portion of the LCAP survey, by students, parents/guardians, and staff indicate that our UP groups are in need of additional academic support.</p>	<p>This action is principally directed toward our most vulnerable populations. Some of the math support will include the interventions and remediations that are being implemented by the BHAG group, along with a team of experts who have adopted and implemented new math curricula across the school and providing ample teacher training. The current math supports will stay intact, with these changes being in addition to what is currently working (e.g., ST Math).</p> <p>SED moved up from red to yellow, SWD was red and is now orange, and EL went from red to orange; however, there will still be continued support and the school has not only implemented a new math curriculum, but has also added teacher development and coaching, and refined data reports to increase achievement for these groups.</p> <p>The school has adopted new curricula and is implementing all of the practices as written to assist the qualifying student groups primarily. However, these changes are also designed to allow for higher achievement for all students.</p>	1f Math Student Achievement
-----	---	--	-----------------------------

1.3	<p>Science Student Achievement Principally directed to: Foster, EL, low-income families</p> <p>Identified needs: Comments made in the narrative response portion of the LCAP survey, by students, parents/guardians, and staff indicate that our UP groups are in need of additional academic support. The school has multiple internal science experts who are refining practices to focus on the power standards.</p>	<p>As a personalized learning program, the charter is designed to allow flexibility so that each student can choose how they learn the content. With science, there has been specific targeted administrator and teacher coaching to ensure SED, EL, and foster students are performing at the same level as their peers.</p> <p>Science is a wonderful course to personalize to ensure students do hands-on, high-interest learning. The changes made were done primarily to meet the needs of the special populations, but all students will be benefited.</p>	1g Science Student Achievement
-----	---	--	--------------------------------

2.1	<p>Whole Child Support / MTSS Principally directed to: Foster, EL, low-income families</p> <p>Identified needs: Additional interventions and support have been identified as a need by analyzing the subgroup results on the CA School Dashboard. Point disparities between unduplicated pupil groups as compared to the overall school population are evident in academics and suspension rates.</p> <p>Comments made in the narrative response portion of the LCAP survey, by students, parents/guardians, and staff indicate that our UP groups are in need of additional support.</p>	<p>MTSS teams are assembled for any student who is struggling in core subject areas. Whole child support is especially important to the charter's most vulnerable students and therefore principally directed towards homeless, foster, English Learner, and economically disadvantaged students. The charter also has whole child support through counseling, psychologists, and health services. The charter also qualifies for free nutrition for all students, which greatly helps UP students. Full Special Education services are also available along with ACES in every TK-6 classroom and 7-12 grade math classrooms to specifically assist these learners.</p> <p>The implementation of Branching Minds has greatly increased support for EL, SED, and foster populations through universal screening results, diagnostic assessment results, SRSS SEL screening results, and other early warning data indicators. These have put these specific vulnerable subgroups at the forefront for additional services/resources</p> <p>The school has partnered with Care Solace to offer free and confidential mental health resource coordination services. Care Solace offers assistance in finding treatment options that match the needs and circumstances of the situation with a verified provider. They offer assistance 24 hours a day, 7 days a week, in over 200 languages. This resource is available to all students and families with the primary target being our English language learners, low-income, and foster youth. The charter has also hired a full-time social worker and has a liaison who gives additional resources to this student population.</p>	<p>1e ELA Student Achievement 1f Math Student Achievement 2g Suspension rate 2h Expulsion rate</p>
-----	--	--	--

		The charter's MTSS process is robust and with Branching Minds, where the whole child can be analyzed in one place to determine the next steps, including interventions and other needs. For ILP programs, tutoring, online and in-person study zones, instructional/success aides assigned to specific student groups, and HELLO online intervention classes are all offered.	
2.2	<p>Student Belonging Principally directed to: Foster, low-income families, homeless</p> <p>Identified needs: School leaders developed the new student belonging action in response to students' rising mental health needs. Evidence of the need to address belonging was found in the LCAP survey responses, particularly of our UP Parent/Guardian and student surveys. Connections between school staff and students was indicated as highly important. Students also stated in the survey that they place high value in peer relationships. Parents/Guardian and staff surveys also listed student anxiety as a barrier to academic success - which is especially true for the EL, SED, and foster populations as shown with further analysis of the Branching Minds, survey, and achievement subgroup data. The narrative portion of staff survey responses indicated that while these needs exist across the board, they are especially necessary for our students experiencing instability in the home, who may not have access to support systems or mental health care.</p>	<p>An SEL universal screener, Branching Minds, and restorative practices training has been implemented across programs. This primarily focuses on unduplicated student groups, who may have experienced trauma, but will benefit all students as we increase our capacity to offer felt safety and trusted adult relationships for all students.</p> <p>Restorative Practices implementation for all students, with these populations at the forefront, as data indicates that the mental health needs are a barrier to achievement for these specific populations.</p>	<p>2c School attendance rates 2d Chronic absenteeism rates 2e Middle school dropout rates</p>

2.3	<p>Parent Engagement Principally directed to: Foster, EL, low-income families</p> <p>Identified needs: The school identified the need to increase participation of the UP families by analyzing LCAP survey response participation rates. Parent engagement benefits all students, but families of unduplicated student groups may experience additional barriers to regular participation and communication with school staff. These may include language barriers, limited access to communication platforms, inflexible working hours, and/or time restraints of single-parent availability. The school found that by using ParentSquare to make the LCAP more accessible, there was an overall increase in parent/guardian participation with a significant portion of those in our UP populations. For these reasons, the school puts additional focus and efforts into connecting with those parents who experience additional challenges.</p>	<p>Academic and social-emotional support through the school programs and staff are beneficial. They are even more impactful when the parent can also partner in those efforts. Parent engagement is absolutely essential and is outlined in the school's mission and charter to help better meet the needs of students through a bonded community to surround them with support to increase student achievement and educate the whole child. This year the school received 252 survey responses which allow administrators to further develop all programs to increase parent engagement, especially for SED, EL, and foster youth as survey results are also analyzed by subgroups. While the ratings for parent engagement are already extremely high, the school's mission is for all parents to be totally engaged in their child's education</p>	<p>2b Parent engagement in decision making 3a Promotion of parental participation for unduplicated pupils</p>
3.6	<p>Assistant Classroom Educators (ACE) Principally directed to: EL, foster</p> <p>Identified needs: It was identified through formal staff surveys (best workplaces) and informal feedback that classroom management was becoming an increased struggle for teachers in K-6 classes and math classes in grades 7-8. Additional teacher time was especially difficult to dedicate to daily ELD, MTSS intervention groups, social-emotional learning (SEL), trauma-informed practices, and specific student needs. Thus, having an additional, trained adult in each room began to increase achievement for the most vulnerable populations.</p>	<p>The school designed a highly trained ACE position to increase the adult-to-student ratio in the classroom, increase attention and fidelity of daily ELD time, provide student small group instruction, implement SEL lessons, and address low-level student behavior from the onset. ACEs have been an immensely valuable component of our classrooms and are repeatedly highly rated by parents, especially parents of our EL students. Though the ACE focuses primarily on these unduplicated student subgroups, all students in the classroom benefit.</p> <p>The ACEs are also trained annually to refine practices for our most needy populations in order to social-emotional needs and academic achievement.</p>	<p>3h Programs & services for unduplicated pupil groups</p>

3.3	<p>Chromebook Access Principally directed to: Low-income families</p> <p>Identified needs: As a non-classroom-based charter that relies heavily on online platforms and learning management, it is vital for all students to have access to a dedicated school device throughout their school day. During the pandemic, the school surveyed families and learned that though this is necessary for all students, it is especially challenging for families with limited income, foster, and EL students who had multiple students learning from home while parents may have also been working from home and in need of the existing “family” computer or device, if they had one.</p>	<p>Over the pandemic, the charter transitioned from a 12:1 student-to-device ratio to 1:1 in all programs. The school has continued to dedicate resources to maintain this 1:1 ratio to ensure that all students have access to their credentialed teachers, standards-aligned instructional materials, and a broad course of study online, prioritizing families who would not have access to a device if not for the school-issued option.</p>	<p>3f Student-to-device availability ratios</p>
-----	--	--	---

Limited Actions

For each action being solely provided to one or more unduplicated student group(s), provide an explanation of (1) the unique identified need(s) of the unduplicated student group(s) being served, (2) how the action is designed to address the identified need(s), and (3) how the effectiveness of the action in improving outcomes for the unduplicated student group(s) will be measured.

Goal and Action #	Identified Need(s)	How the Action(s) are Designed to Address Need(s)	Metric(s) to Monitor Effectiveness
3.1	<p>English Learner Program Limited group: EL Identified needs: Additional interventions and support in the area of English Learners has been identified as a need by analyzing the English Learner Progress Indicator on the CA School Dashboard. The school recognizes that more needs to be done to meet or exceed the state average. The EL subgroup identified need is to move them toward redesignation through a number of means. Using the ELD curriculum with fidelity is the priority of the charter, as the students need to have this instruction for 30 minutes on each school day. The charter has hired an expert to assist with further teacher development and adopt new curricula and supplements. The Assessment and Accountability Department has also developed a data plan whereby the results of all assessments will be analyzed by student, class, and fluency grouping (based on ELPAC).</p>	<p>Ensuring the ELD curriculum is relevant, standards-based, and at the students' language level will help move students toward fluency. The additional staff support will ensure that teachers are properly trained in best practices and give them access to an expert to move the program forward. The data analysis will help drive instruction.</p> <p>The actions chosen are working well as EL students making progress toward proficiency was 39% (orange) in 2023 and rose to 53.3% (green) in 2024. Further, EL reclassification has remained steady.</p> <p>The fairly new Director of English Language Learning is making great strides in all areas for EL achievement.</p>	<p>3c English Learner Program 3d Redesignation (RFEP) rate</p>
3.4	<p>Mifi Internet Connection / Homeless Foster Liaison Limited group: EL, foster, low-income Identified needs: Many years ago, the teachers reported that there were some students who did not have internet access at home. During COVID, a survey was developed and it was found to be true that EL, foster, and low-income students were the subgroups that were most likely to need this resource. The charter has continued to provide MiFis for these families to ensure that the students in the home have internet access for their educational needs.</p>	<p>The MiFi initiative allows students who do not have reliable internet access at home to obtain this device. The device allows up to five individuals to be on at one time, so if it is a multiple-student home, all can be assured to be able to access their instructional materials 24/7, regardless of program.</p> <p>In 2024-25 all families who were eligible (EL, foster, and low-income) had the option of receiving a MiFi device; 100% of requests made were fulfilled.</p>	<p>3g MiFi distribution inventory</p>

For any limited action contributing to meeting the increased or improved services requirement that is associated with a Planned Percentage of Improved Services in the Contributing Summary Table rather than an expenditure of LCFF funds, describe the methodology that was used to determine the contribution of the action towards the proportional percentage, as applicable.

Not applicable.

Additional Concentration Grant Funding

A description of the plan for how the additional concentration grant add-on funding identified above will be used to increase the number of staff providing direct services to students at schools that have a high concentration (above 55 percent) of foster youth, English learners, and low-income students, as applicable.

Foster youth are provided a foster youth liaison from the Pupil Services department which helps them get personalized services (Action 3.4). The extra staff costs are added from this grant funding. The enrollment process also prioritizes foster youth and personalizes the paperwork process for their needs.

English Learners receive extra staff for EL compliance, curriculum development, and teaching practices (Action 3.1). The extra staff costs are added from this grant funding. Further, the EL department ensures that all students participate in ELPAC testing and that the scores are analyzed and used for their personalized learning plan.

Low-income students receive ACE (specialized aide) and Multi-Tiered System of Support prioritization if low achieving (Actions 3.6 and 2.1). The extra staff costs are added from this grant funding.

Staff-to-student ratios by type of school and concentration of unduplicated students	Schools with a student concentration of 55 percent or less	Schools with a student concentration of greater than 55 percent
Staff-to-student ratio of classified staff providing direct services to students	N/A	30.77 : 1
Staff-to-student ratio of certificated staff providing direct services to students	N/A	15.45 : 1

2025-26 Contributing Actions Table

1. Projected LCFF Base Grant	2. Projected LCFF Supplemental and/or Concentration Grants	3. Projected Percentage to Increase or Improve Services for the Coming School Year (2 divided by 1)	LCFF Carryover — Percentage (Percentage from Prior Year)	Total Percentage to Increase or Improve Services for the Coming School Year (3 + Carryover %)	4. Total Planned Contributing Expenditures (LCFF Funds)	5. Total Planned Percentage of Improved Services (%)	Planned Percentage to Increase or Improve Services for the Coming School Year (4 divided by 1, plus 5)	Totals by Type	Total LCFF Funds
\$ 6,630,516	\$ 816,714	12.318%	0.000%	12.318%	\$ 1,181,928	0.000%	17.826%	Total:	\$ 1,181,928
								LEA-wide Total:	\$ 1,176,300
								Limited Total:	\$ 5,628
								Schoolwide Total:	\$ -

Goal #	Action #	Action Title	Contributing to Increased or Improved Services?	Scope	Unduplicated Student Group(s)	Location	Planned Expenditures for Contributing Actions (LCFF Funds)	Planned Percentage of Improved Services (%)
1	1	ELA Student Achievement	Yes	LEA-wide	All	All	\$ 370,526	0.000%
1	2	Math Student Achievement	Yes	LEA-wide	All	All	\$ 434,396	0.000%
1	3	Science Student Achievement	Yes	LEA-wide	All	All	\$ 177,389	0.000%
2	1	Whole Child Support / MTSS	Yes	LEA-wide	All	All	\$ 14,757	0.000%
2	2	Student Belonging	Yes	LEA-wide	All	All	\$ 29,493	0.000%
2	3	Parent Engagement	Yes	LEA-wide	All	All	\$ 28,627	0.000%
3	1	English Learner Program	Yes	Limited	English Learners	All	\$ 3,394	0.000%
3	3	Chromebook Access	Yes	LEA-wide	All	All	\$ 121,112	0.000%
3	4	Mifi Internet Connection / Homeless foster liaison	Yes	Limited	All	All	\$ 1,103	0.000%
3	5	Long-Term English Learners	Yes	Limited	English Learners	All	\$ 1,131	0.000%

2024-25 Annual Update Table

Totals:	Last Year's Total Planned Expenditures (Total Funds)	Total Estimated Actual Expenditures (Total Funds)
Totals:	\$ 2,175,855.52	\$ 2,834,130.49

Last Year's Goal #	Last Year's Action #	Prior Action/Service Title	Contributed to Increased or Improved Services?	Last Year's Planned Expenditures (Total Funds)	Estimated Actual Expenditures (Input Total Funds)
1	1	ELA Student Achievement	Yes	\$ 294,638	\$ 447,889
1	2	Math Student Achievement	Yes	\$ 243,945	\$ 503,290
1	3	Science Student Achievement	Yes	\$ 116,620	\$ 210,557
2	1	Whole Child Support / MTSS	Yes	\$ 16,149	\$ 15,731
2	2	Student Belonging	Yes	\$ 33,134	\$ 43,100
2	3	Parent Engagement	Yes	\$ 38,943	\$ 36,675
2	4	Nutrition Services	No	\$ -	
3	1	English Learner Program	Yes	\$ 8,408	\$ 20,711
3	2	Students with Disabilities	No	\$ 1,063,382	\$ 1,049,164
3	3	Chromebook Access	Yes	\$ 30,502	\$ 120,295
3	4	Mifi Internet Connection / Homeless foster liaison	Yes	\$ 9,254	\$ 10,758
3	5	Long-Term English Learners	Yes	\$ 1,449	\$ 6,987
3	6	ACEs	No	\$ 319,432	\$ 368,975

2024-25 Contributing Actions Annual Update Table

6. Estimated Actual LCFF Supplemental and/or Concentration Grants (Input Dollar Amount)	4. Total Planned Contributing Expenditures (LCFF Funds)	7. Total Estimated Actual Expenditures for Contributing Actions (LCFF Funds)	Difference Between Planned and Estimated Actual Expenditures for Contributing Actions (Subtract 7 from 4)	5. Total Planned Percentage of Improved Services (%)	8. Total Estimated Actual Percentage of Improved Services (%)	Difference Between Planned and Estimated Actual Percentage of Improved Services (Subtract 5 from 8)
\$ 591,456	\$ 793,041	\$ 1,415,991	\$ (622,950)	0.000%	0.000%	0.000% - No Difference

Last Year's Goal #	Last Year's Action #	Prior Action/Service Title	Contributed to Increased or Improved Services?	Last Year's Planned Expenditures for Contributing Actions (LCFF Funds)	Estimated Actual Expenditures for Contributing Actions (Input LCFF Funds)	Planned Percentage of Improved Services	Estimated Actual Percentage of Improved Services (Input Percentage)
1	1	ELA Student Achievement	Yes	\$ 294,638	\$ 447,889	0.000%	0.000%
1	2	Math Student Achievement	Yes	\$ 243,945	\$ 503,290	0.000%	0.000%
1	3	Science Student Achievement	Yes	\$ 116,620	\$ 210,557	0.000%	0.000%
2	1	Whole Child Support / MTSS	Yes	\$ 16,149	\$ 15,731	0.000%	0.000%
2	2	Student Belonging	Yes	\$ 33,134	\$ 43,100	0.000%	0.000%
2	3	Parent Engagement	Yes	\$ 38,943	\$ 36,675	0.000%	0.000%
3	1	English Learner Program	Yes	\$ 8,408	\$ 20,711	0.000%	0.000%
3	3	Chromebook Access	Yes	\$ 30,502	\$ 120,295	0.000%	0.000%
3	4	Mifi Internet Connection / Homeless foster liaison	Yes	\$ 9,254	\$ 10,758	0.000%	0.000%
3	5	Long-Term English Learners	Yes	\$ 1,449	\$ 6,987	0.000%	0.000%

2024-25 LCFF Carryover Table

9. Estimated Actual LCFF Base Grant (Input Dollar Amount)	6. Estimated Actual LCFF Supplemental and/or Concentration Grants	LCFF Carryover — Percentage (Percentage from Prior Year)	10. Total Percentage to Increase or Improve Services for the Current School Year (6 divided by 9 + Carryover %)	7. Total Estimated Actual Expenditures for Contributing Actions (LCFF Funds)	8. Total Estimated Actual Percentage of Improved Services (%)	11. Estimated Actual Percentage of Increased or Improved Services (7 divided by 9, plus 8)	12. LCFF Carryover — Dollar Amount (Subtract 11 from 10 and multiply by 9)	13. LCFF Carryover — Percentage (12 divided by 9)
\$ 5,184,575	\$ 591,456	0.000%	11.408%	\$ 1,415,991	0.000%	27.312%	\$0.00 - No Carryover	0.00% - No Carryover

Local Control and Accountability Plan Instructions

[Plan Summary](#)

[Engaging Educational Partners](#)

[Goals and Actions](#)

[Increased or Improved Services for Foster Youth, English Learners, and Low-Income Students](#)

For additional questions or technical assistance related to the completion of the Local Control and Accountability Plan (LCAP) template, please contact the local county office of education (COE), or the California Department of Education's (CDE's) Local Agency Systems Support Office, by phone at 916-319-0809 or by email at LCFF@cde.ca.gov.

Introduction and Instructions

The Local Control Funding Formula (LCFF) requires local educational agencies (LEAs) to engage their local educational partners in an annual planning process to evaluate their progress within eight state priority areas encompassing all statutory metrics (COEs have 10 state priorities). LEAs document the results of this planning process in the LCAP using the template adopted by the State Board of Education.

The LCAP development process serves three distinct, but related functions:

- **Comprehensive Strategic Planning:** The process of developing and annually updating the LCAP supports comprehensive strategic planning, particularly to address and reduce disparities in opportunities and outcomes between student groups indicated by the California School Dashboard (California *Education Code* [EC] Section 52064[e][1]). Strategic planning that is comprehensive connects budgetary decisions to teaching and learning performance data. LEAs should continually evaluate the hard choices they make about the use of limited resources to meet student and community needs to ensure opportunities and outcomes are improved for all students.
- **Meaningful Engagement of Educational Partners:** The LCAP development process should result in an LCAP that reflects decisions made through meaningful engagement (EC Section 52064[e][1]). Local educational partners possess valuable perspectives and insights about an LEA's programs and services. Effective strategic planning will incorporate these perspectives and insights in order to identify potential goals and actions to be included in the LCAP.
- **Accountability and Compliance:** The LCAP serves an important accountability function because the nature of some LCAP template sections require LEAs to show that they have complied with various requirements specified in the LCFF statutes and regulations, most notably:
 - Demonstrating that LEAs are increasing or improving services for foster youth, English learners, including long-term English learners, and low-income students in proportion to the amount of additional funding those students generate under LCFF (EC Section 52064[b][4-6]).

- o Establishing goals, supported by actions and related expenditures, that address the statutory priority areas and statutory metrics (*EC* sections 52064[b][1] and [2]).
 - **NOTE:** As specified in *EC* Section 62064(b)(1), the LCAP must provide a description of the annual goals, for all pupils and each subgroup of pupils identified pursuant to *EC* Section 52052, to be achieved for each of the state priorities. Beginning in 2023–24, *EC* Section 52052 identifies long-term English learners as a separate and distinct pupil subgroup with a numerical significance at 15 students.
- o Annually reviewing and updating the LCAP to reflect progress toward the goals (*EC* Section 52064[b][7]).
- o Ensuring that all increases attributable to supplemental and concentration grant calculations, including concentration grant add-on funding and/or LCFF carryover, are reflected in the LCAP (*EC* sections 52064[b][6], [8], and [11]).

The LCAP template, like each LEA’s final adopted LCAP, is a document, not a process. LEAs must use the template to memorialize the outcome of their LCAP development process, which must: (a) reflect comprehensive strategic planning, particularly to address and reduce disparities in opportunities and outcomes between student groups indicated by the California School Dashboard (Dashboard), (b) through meaningful engagement with educational partners that (c) meets legal requirements, as reflected in the final adopted LCAP. The sections included within the LCAP template do not and cannot reflect the full development process, just as the LCAP template itself is not intended as a tool for engaging educational partners.

If a county superintendent of schools has jurisdiction over a single school district, the county board of education and the governing board of the school district may adopt and file for review and approval a single LCAP consistent with the requirements in *EC* sections 52060, 52062, 52066, 52068, and 52070. The LCAP must clearly articulate to which entity’s budget (school district or county superintendent of schools) all budgeted and actual expenditures are aligned.

The revised LCAP template for the 2024–25, 2025–26, and 2026–27 school years reflects statutory changes made through Senate Bill 114 (Committee on Budget and Fiscal Review), Chapter 48, Statutes of 2023 and Senate Bill 153, Chapter 38, Statutes of 2024.

At its most basic, the adopted LCAP should attempt to distill not just what the LEA is doing for students in transitional kindergarten through grade twelve (TK–12), but also allow educational partners to understand why, and whether those strategies are leading to improved opportunities and outcomes for students. LEAs are strongly encouraged to use language and a level of detail in their adopted LCAPs intended to be meaningful and accessible for the LEA’s diverse educational partners and the broader public.

In developing and finalizing the LCAP for adoption, LEAs are encouraged to keep the following overarching frame at the forefront of the strategic planning and educational partner engagement functions:

Given present performance across the state priorities and on indicators in the Dashboard, how is the LEA using its budgetary resources to respond to TK–12 student and community needs, and address any performance gaps, including by meeting its obligation to increase or improve services for foster youth, English learners, and low-income students?

LEAs are encouraged to focus on a set of metrics and actions which, based on research, experience, and input gathered from educational partners, the LEA believes will have the biggest impact on behalf of its TK–12 students.

These instructions address the requirements for each section of the LCAP but may include information about effective practices when developing the LCAP and completing the LCAP document. Additionally, the beginning of each template section includes information emphasizing the purpose that section serves.

Plan Summary

Purpose

A well-developed Plan Summary section provides a meaningful context for the LCAP. This section provides information about an LEA’s community as well as relevant information about student needs and performance. In order to present a meaningful context for the rest of the LCAP, the content of this section should be clearly and meaningfully related to the content included throughout each subsequent section of the LCAP.

Requirements and Instructions

General Information

A description of the LEA, its schools, and its students in grades transitional kindergarten–12, as applicable to the LEA. LEAs may also provide information about their strategic plan, vision, etc.

Briefly describe the LEA, its schools, and its students in grades TK–12, as applicable to the LEA.

- For example, information about an LEA in terms of geography, enrollment, employment, the number and size of specific schools, recent community challenges, and other such information the LEA may wish to include can enable a reader to more fully understand the LEA’s LCAP.
- LEAs may also provide information about their strategic plan, vision, etc.
- As part of this response, identify all schools within the LEA receiving Equity Multiplier funding.

Reflections: Annual Performance

A reflection on annual performance based on a review of the California School Dashboard (Dashboard) and local data.

Reflect on the LEA’s annual performance on the Dashboard and local data. This may include both successes and challenges identified by the LEA during the development process.

LEAs are encouraged to highlight how they are addressing the identified needs of student groups, and/or schools within the LCAP as part of this response.

As part of this response, the LEA must identify the following, which will remain unchanged during the three-year LCAP cycle:

- Any school within the LEA that received the lowest performance level on one or more state indicators on the 2023 Dashboard;
- Any student group within the LEA that received the lowest performance level on one or more state indicators on the 2023 Dashboard; and/or
- Any student group within a school within the LEA that received the lowest performance level on one or more state indicators on the 2023 Dashboard.

EC Section 52064.4 requires that an LEA that has unexpended Learning Recovery Emergency Block Grant (LREBG) funds must include one or more actions funded with LREBG funds within the 2025-26, 2026-27 and 2027-28 LCAPs, as applicable to the LEA. To implement the requirements of *EC* Section 52064.4, all LEAs must do the following:

- For the 2025–26, 2026–27, and 2027–28 LCAP years, identify whether or not the LEA has unexpended LREBG funds for the applicable LCAP year.
 - o If the LEA has unexpended LREBG funds the LEA must provide the following:
 - The goal and action number for each action that will be funded, either in whole or in part, with LREBG funds; and
 - An explanation of the rationale for selecting each action funded with LREBG funds. This explanation must include:
 - An explanation of how the action is aligned with the allowable uses of funds identified in [EC Section 32526\(c\)\(2\)](#); and
 - An explanation of how the action is expected to address the area(s) of need of students and schools identified in the needs assessment required by [EC Section 32526\(d\)](#).
 - o For information related to the allowable uses of funds and the required needs assessment, please see the Program Information tab on the [LREBG Program Information](#) web page.
 - Actions may be grouped together for purposes of these explanations.
 - The LEA may provide these explanations as part of the action description rather than as part of the Reflections: Annual Performance.
 - o If the LEA does not have unexpended LREBG funds, the LEA is not required to conduct the needs assessment required by *EC* Section 32526(d), to provide the information identified above or to include actions funded with LREBG funds within the 2025-26, 2026-27 and 2027-28 LCAPs.

Reflections: Technical Assistance

As applicable, a summary of the work underway as part of technical assistance.

Annually identify the reason(s) the LEA is eligible for or has requested technical assistance consistent with *EC* sections 47607.3, 52071, 52071.5, 52072, or 52072.5, and provide a summary of the work underway as part of receiving technical assistance. The most common form of this technical assistance is frequently referred to as Differentiated Assistance, however this also includes LEAs that have requested technical assistance from their COE.

- If the LEA is not eligible for or receiving technical assistance, the LEA may respond to this prompt as “Not Applicable.”

Comprehensive Support and Improvement

An LEA with a school or schools identified for comprehensive support and improvement (CSI) under the Every Student Succeeds Act must respond to the following prompts:

Schools Identified

A list of the schools in the LEA that are eligible for comprehensive support and improvement.

- Identify the schools within the LEA that have been identified for CSI.

Support for Identified Schools

A description of how the LEA has or will support its eligible schools in developing comprehensive support and improvement plans.

- Describe how the LEA has or will support the identified schools in developing CSI plans that included a school-level needs assessment, evidence-based interventions, and the identification of any resource inequities to be addressed through the implementation of the CSI plan.

Monitoring and Evaluating Effectiveness

A description of how the LEA will monitor and evaluate the plan to support student and school improvement.

- Describe how the LEA will monitor and evaluate the implementation and effectiveness of the CSI plan to support student and school improvement.

Engaging Educational Partners

Purpose

Significant and purposeful engagement of parents, students, educators, and other educational partners, including those representing the student groups identified by LCFF, is critical to the development of the LCAP and the budget process. Consistent with statute, such engagement should support comprehensive strategic planning, particularly to address and reduce disparities in opportunities and outcomes between student groups indicated by the Dashboard, accountability, and improvement across the state priorities and locally identified priorities (*EC* Section 52064[e][1]). Engagement of educational partners is an ongoing, annual process.

This section is designed to reflect how the engagement of educational partners influenced the decisions reflected in the adopted LCAP. The goal is to allow educational partners that participated in the LCAP development process and the broader public to understand how the LEA engaged educational partners and the impact of that engagement. LEAs are encouraged to keep this goal in the forefront when completing this section.

Requirements

School districts and COEs: [EC Section 52060\(g\)](#) and [EC Section 52066\(g\)](#) specify the educational partners that must be consulted when developing the LCAP:

- Teachers,
- Principals,
- Administrators,
- Other school personnel,
- Local bargaining units of the LEA,
- Parents, and
- Students

A school district or COE receiving Equity Multiplier funds must also consult with educational partners at schools generating Equity Multiplier funds in the development of the LCAP, specifically, in the development of the required focus goal for each applicable school.

Before adopting the LCAP, school districts and COEs must share it with the applicable committees, as identified below under Requirements and Instructions. The superintendent is required by statute to respond in writing to the comments received from these committees. School districts and COEs must also consult with the special education local plan area administrator(s) when developing the LCAP.

Charter schools: [EC Section 47606.5\(d\)](#) requires that the following educational partners be consulted with when developing the LCAP:

- Teachers,
- Principals,
- Administrators,
- Other school personnel,
- Parents, and
- Students

A charter school receiving Equity Multiplier funds must also consult with educational partners at the school generating Equity Multiplier funds in the development of the LCAP, specifically, in the development of the required focus goal for the school.

The LCAP should also be shared with, and LEAs should request input from, schoolsite-level advisory groups, as applicable (e.g., schoolsite councils, English Learner Advisory Councils, student advisory groups, etc.), to facilitate alignment between schoolsite and district-level goals. Information and resources that

support effective engagement, define student consultation, and provide the requirements for advisory group composition, can be found under Resources on the [CDE's LCAP webpage](#).

Before the governing board/body of an LEA considers the adoption of the LCAP, the LEA must meet the following legal requirements:

- For school districts, see [Education Code Section 52062](#);
 - **Note:** Charter schools using the LCAP as the School Plan for Student Achievement must meet the requirements of *EC* Section 52062(a).
- For COEs, see [Education Code Section 52068](#); and
- For charter schools, see [Education Code Section 47606.5](#).
- **NOTE:** As a reminder, the superintendent of a school district or COE must respond, in writing, to comments received by the applicable committees identified in the *Education Code* sections listed above. This includes the parent advisory committee and may include the English learner parent advisory committee and, as of July 1, 2024, the student advisory committee, as applicable.

Instructions

Respond to the prompts as follows:

A summary of the process used to engage educational partners in the development of the LCAP.

School districts and county offices of education must, at a minimum, consult with teachers, principals, administrators, other school personnel, local bargaining units, parents, and students in the development of the LCAP.

Charter schools must, at a minimum, consult with teachers, principals, administrators, other school personnel, parents, and students in the development of the LCAP.

An LEA receiving Equity Multiplier funds must also consult with educational partners at schools generating Equity Multiplier funds in the development of the LCAP, specifically, in the development of the required focus goal for each applicable school.

Complete the table as follows:

Educational Partners

Identify the applicable educational partner(s) or group(s) that were engaged in the development of the LCAP.

Process for Engagement

Describe the engagement process used by the LEA to involve the identified educational partner(s) in the development of the LCAP. At a minimum, the LEA must describe how it met its obligation to consult with all statutorily required educational partners, as applicable to the type of LEA.

- A sufficient response to this prompt must include general information about the timeline of the process and meetings or other engagement strategies with educational partners. A response may also include information about an LEA's philosophical approach to engaging its educational partners.
- An LEA receiving Equity Multiplier funds must also include a summary of how it consulted with educational partners at schools generating Equity Multiplier funds in the development of the LCAP, specifically, in the development of the required focus goal for each applicable school.

A description of how the adopted LCAP was influenced by the feedback provided by educational partners.

Describe any goals, metrics, actions, or budgeted expenditures in the LCAP that were influenced by or developed in response to the educational partner feedback.

- A sufficient response to this prompt will provide educational partners and the public with clear, specific information about how the engagement process influenced the development of the LCAP. This may include a description of how the LEA prioritized requests of educational partners within the context of the budgetary resources available or otherwise prioritized areas of focus within the LCAP.
- An LEA receiving Equity Multiplier funds must include a description of how the consultation with educational partners at schools generating Equity Multiplier funds influenced the development of the adopted LCAP.
- For the purposes of this prompt, this may also include, but is not necessarily limited to:
 - Inclusion of a goal or decision to pursue a Focus Goal (as described below)
 - Inclusion of metrics other than the statutorily required metrics
 - Determination of the target outcome on one or more metrics
 - Inclusion of performance by one or more student groups in the Measuring and Reporting Results subsection
 - Inclusion of action(s) or a group of actions
 - Elimination of action(s) or group of actions
 - Changes to the level of proposed expenditures for one or more actions
 - Inclusion of action(s) as contributing to increased or improved services for unduplicated students
 - Analysis of effectiveness of the specific actions to achieve the goal
 - Analysis of material differences in expenditures
 - Analysis of changes made to a goal for the ensuing LCAP year based on the annual update process
 - Analysis of challenges or successes in the implementation of actions

Goals and Actions

Purpose

Well-developed goals will clearly communicate to educational partners what the LEA plans to accomplish, what the LEA plans to do in order to accomplish the goal, and how the LEA will know when it has accomplished the goal. A goal statement, associated metrics and expected outcomes, and the actions included in the goal must be in alignment. The explanation for why the LEA included a goal is an opportunity for LEAs to clearly communicate to educational partners and the public why, among the various strengths and areas for improvement highlighted by performance data and strategies and actions that could be pursued, the LEA decided to pursue this goal, and the related metrics, expected outcomes, actions, and expenditures.

A well-developed goal can be focused on the performance relative to a metric or metrics for all students, a specific student group(s), narrowing performance gaps, or implementing programs or strategies expected to impact outcomes. LEAs should assess the performance of their student groups when developing goals and the related actions to achieve such goals.

Requirements and Instructions

LEAs should prioritize the goals, specific actions, and related expenditures included within the LCAP within one or more state priorities. LEAs must consider performance on the state and local indicators, including their locally collected and reported data for the local indicators that are included in the Dashboard, in determining whether and how to prioritize its goals within the LCAP. As previously stated, strategic planning that is comprehensive connects budgetary decisions to teaching and learning performance data. LEAs should continually evaluate the hard choices they make about the use of limited resources to meet student and community needs to ensure opportunities and outcomes are improved for all students, and to address and reduce disparities in opportunities and outcomes between student groups indicated by the Dashboard.

In order to support prioritization of goals, the LCAP template provides LEAs with the option of developing three different kinds of goals:

- **Focus Goal:** A Focus Goal is relatively more concentrated in scope and may focus on a fewer number of metrics to measure improvement. A Focus Goal statement will be time bound and make clear how the goal is to be measured.
 - All Equity Multiplier goals must be developed as focus goals. For additional information, see Required Focus Goal(s) for LEAs Receiving Equity Multiplier Funding below.
- **Broad Goal:** A Broad Goal is relatively less concentrated in its scope and may focus on improving performance across a wide range of metrics.
- **Maintenance of Progress Goal:** A Maintenance of Progress Goal includes actions that may be ongoing without significant changes and allows an LEA to track performance on any metrics not addressed in the other goals of the LCAP.

Requirement to Address the LCFF State Priorities

At a minimum, the LCAP must address all LCFF priorities and associated metrics articulated in *EC* sections 52060(d) and 52066(d), as applicable to the LEA. The [LCFF State Priorities Summary](#) provides a summary of *EC* sections 52060(d) and 52066(d) to aid in the development of the LCAP.

Respond to the following prompts, as applicable:

Focus Goal(s)

Description

The description provided for a Focus Goal must be specific, measurable, and time bound.

- An LEA develops a Focus Goal to address areas of need that may require or benefit from a more specific and data intensive approach.
- The Focus Goal can explicitly reference the metric(s) by which achievement of the goal will be measured and the time frame according to which the LEA expects to achieve the goal.

Type of Goal

Identify the type of goal being implemented as a Focus Goal.

State Priorities addressed by this goal.

Identify each of the state priorities that this goal is intended to address.

An explanation of why the LEA has developed this goal.

Explain why the LEA has chosen to prioritize this goal.

- An explanation must be based on Dashboard data or other locally collected data.
- LEAs must describe how the LEA identified this goal for focused attention, including relevant consultation with educational partners.
- LEAs are encouraged to promote transparency and understanding around the decision to pursue a focus goal.

Required Focus Goal(s) for LEAs Receiving Equity Multiplier Funding

Description

LEAs receiving Equity Multiplier funding must include one or more focus goals for each school generating Equity Multiplier funding. In addition to addressing the focus goal requirements described above, LEAs must adhere to the following requirements.

Focus goals for Equity Multiplier schoolsites must address the following:

- (A) All student groups that have the lowest performance level on one or more state indicators on the Dashboard, and
 - (B) Any underlying issues in the credentialing, subject matter preparation, and retention of the school’s educators, if applicable.
- Focus Goals for each and every Equity Multiplier schoolsite must identify specific metrics for each identified student group, as applicable.
 - An LEA may create a single goal for multiple Equity Multiplier schoolsites if those schoolsites have the same student group(s) performing at the lowest performance level on one or more state indicators on the Dashboard or, experience similar issues in the credentialing, subject matter preparation, and retention of the school’s educators.
 - When creating a single goal for multiple Equity Multiplier schoolsites, the goal must identify the student groups and the performance levels on the Dashboard that the Focus Goal is addressing; or,
 - The common issues the schoolsites are experiencing in credentialing, subject matter preparation, and retention of the school’s educators, if applicable.

Type of Goal

Identify the type of goal being implemented as an Equity Multiplier Focus Goal.

State Priorities addressed by this goal.

Identify each of the state priorities that this goal is intended to address.

An explanation of why the LEA has developed this goal.

Explain why the LEA has chosen to prioritize this goal.

- An explanation must be based on Dashboard data or other locally collected data.
- LEAs must describe how the LEA identified this goal for focused attention, including relevant consultation with educational partners.
- LEAs are encouraged to promote transparency and understanding around the decision to pursue a focus goal.
- In addition to this information, the LEA must also identify:
 - The school or schools to which the goal applies

LEAs are encouraged to approach an Equity Multiplier goal from a wholistic standpoint, considering how the goal might maximize student outcomes through the use of LCFF and other funding in addition to Equity Multiplier funds.

- Equity Multiplier funds must be used to supplement, not supplant, funding provided to Equity Multiplier schoolsites for purposes of the LCFF, the Expanded Learning Opportunities Program (ELO-P), the Literacy Coaches and Reading Specialists (LCRS) Grant Program, and/or the California Community Schools Partnership Program (CCSPP).
- This means that Equity Multiplier funds must not be used to replace funding that an Equity Multiplier schoolsite would otherwise receive to implement LEA-wide actions identified in the LCAP or that an Equity Multiplier schoolsite would otherwise receive to implement provisions of the ELO-P, the LCRS, and/or the CCSPP.

Note: [EC Section 42238.024\(b\)\(1\)](#) requires that Equity Multiplier funds be used for the provision of evidence-based services and supports for students. Evidence-based services and supports are based on objective evidence that has informed the design of the service or support and/or guides the modification of those services and supports. Evidence-based supports and strategies are most commonly based on educational research and/or metrics of LEA, school, and/or student performance.

Broad Goal

Description

Describe what the LEA plans to achieve through the actions included in the goal.

- The description of a broad goal will be clearly aligned with the expected measurable outcomes included for the goal.
- The goal description organizes the actions and expected outcomes in a cohesive and consistent manner.
- A goal description is specific enough to be measurable in either quantitative or qualitative terms. A broad goal is not as specific as a focus goal. While it is specific enough to be measurable, there are many different metrics for measuring progress toward the goal.

Type of Goal

Identify the type of goal being implemented as a Broad Goal.

State Priorities addressed by this goal.

Identify each of the state priorities that this goal is intended to address.

An explanation of why the LEA has developed this goal.

Explain why the LEA developed this goal and how the actions and metrics grouped together will help achieve the goal.

Maintenance of Progress Goal

Description

Describe how the LEA intends to maintain the progress made in the LCFF State Priorities not addressed by the other goals in the LCAP.

- Use this type of goal to address the state priorities and applicable metrics not addressed within the other goals in the LCAP.
- The state priorities and metrics to be addressed in this section are those for which the LEA, in consultation with educational partners, has determined to maintain actions and monitor progress while focusing implementation efforts on the actions covered by other goals in the LCAP.

Type of Goal

Identify the type of goal being implemented as a Maintenance of Progress Goal.

State Priorities addressed by this goal.

Identify each of the state priorities that this goal is intended to address.

An explanation of why the LEA has developed this goal.

Explain how the actions will sustain the progress exemplified by the related metrics.

Measuring and Reporting Results:

For each LCAP year, identify the metric(s) that the LEA will use to track progress toward the expected outcomes.

- LEAs must identify metrics for specific student groups, as appropriate, including expected outcomes that address and reduce disparities in outcomes between student groups.
- The metrics may be quantitative or qualitative; but at minimum, an LEA’s LCAP must include goals that are measured using all of the applicable metrics for the related state priorities, in each LCAP year, as applicable to the type of LEA.
- To the extent a state priority does not specify one or more metrics (e.g., implementation of state academic content and performance standards), the LEA must identify a metric to use within the LCAP. For these state priorities, LEAs are encouraged to use metrics based on or reported through the relevant local indicator self-reflection tools within the Dashboard.

- **Required metrics for LEA-wide actions:** For each action identified as 1) contributing towards the requirement to increase or improve services for foster youth, English learners, including long-term English learners, and low-income students and 2) being provided on an LEA-wide basis, the LEA must identify one or more metrics to monitor the effectiveness of the action and its budgeted expenditures.
 - These required metrics may be identified within the action description or the first prompt in the increased or improved services section, however the description must clearly identify the metric(s) being used to monitor the effectiveness of the action and the action(s) that the metric(s) apply to.
- **Required metrics for Equity Multiplier goals:** For each Equity Multiplier goal, the LEA must identify:
 - The specific metrics for each identified student group at each specific schoolsite, as applicable, to measure the progress toward the goal, and/or
 - The specific metrics used to measure progress in meeting the goal related to credentialing, subject matter preparation, or educator retention at each specific schoolsite.
- **Required metrics for actions supported by LREBG funds:** To implement the requirements of *EC* Section 52064.4, LEAs with unexpended LREBG funds must include at least one metric to monitor the impact of each action funded with LREBG funds included in the goal.
 - The metrics being used to monitor the impact of each action funded with LREBG funds are not required to be new metrics; they may be metrics that are already being used to measure progress towards goals and actions included in the LCAP.

Complete the table as follows:

Metric #

- Enter the metric number.

Metric

- Identify the standard of measure being used to determine progress towards the goal and/or to measure the effectiveness of one or more actions associated with the goal.

Baseline

- Enter the baseline when completing the LCAP for 2024–25.

- o Use the most recent data associated with the metric available at the time of adoption of the LCAP for the first year of the three-year plan. LEAs may use data as reported on the 2023 Dashboard for the baseline of a metric only if that data represents the most recent available data (e.g., high school graduation rate).
- o Using the most recent data available may involve reviewing data the LEA is preparing for submission to the California Longitudinal Pupil Achievement Data System (CALPADS) or data that the LEA has recently submitted to CALPADS.
- o Indicate the school year to which the baseline data applies.
- o The baseline data must remain unchanged throughout the three-year LCAP.
 - This requirement is not intended to prevent LEAs from revising the baseline data if it is necessary to do so. For example, if an LEA identifies that its data collection practices for a particular metric are leading to inaccurate data and revises its practice to obtain accurate data, it would also be appropriate for the LEA to revise the baseline data to align with the more accurate data process and report its results using the accurate data.
 - If an LEA chooses to revise its baseline data, then, at a minimum, it must clearly identify the change as part of its response to the description of changes prompt in the Goal Analysis for the goal. LEAs are also strongly encouraged to involve their educational partners in the decision of whether or not to revise a baseline and to communicate the proposed change to their educational partners.
- o Note for Charter Schools: Charter schools developing a one- or two-year LCAP may identify a new baseline each year, as applicable.

Year 1 Outcome

- When completing the LCAP for 2025–26, enter the most recent data available. Indicate the school year to which the data applies.
 - o Note for Charter Schools: Charter schools developing a one-year LCAP may provide the Year 1 Outcome when completing the LCAP for both 2025–26 and 2026–27 or may provide the Year 1 Outcome for 2025–26 and provide the Year 2 Outcome for 2026–27.

Year 2 Outcome

- When completing the LCAP for 2026–27, enter the most recent data available. Indicate the school year to which the data applies.
 - o Note for Charter Schools: Charter schools developing a one-year LCAP may identify the Year 2 Outcome as not applicable when completing the LCAP for 2026–27 or may provide the Year 2 Outcome for 2026–27.

Target for Year 3 Outcome

- When completing the first year of the LCAP, enter the target outcome for the relevant metric the LEA expects to achieve by the end of the three-year LCAP cycle.
 - o Note for Charter Schools: Charter schools developing a one- or two-year LCAP may identify a Target for Year 1 or Target for Year 2, as applicable.

Current Difference from Baseline

- When completing the LCAP for 2025–26 and 2026–27, enter the current difference between the baseline and the yearly outcome, as applicable.
 - o Note for Charter Schools: Charter schools developing a one- or two-year LCAP will identify the current difference between the baseline and the yearly outcome for Year 1 and/or the current difference between the baseline and the yearly outcome for Year 2, as applicable.

Timeline for school districts and COEs for completing the “**Measuring and Reporting Results**” part of the Goal.

Metric	Baseline	Year 1 Outcome	Year 2 Outcome	Target for Year 3 Outcome	Current Difference from Baseline
Enter information in this box when completing the LCAP for 2024–25 or when adding a new metric.	Enter information in this box when completing the LCAP for 2024–25 or when adding a new metric.	Enter information in this box when completing the LCAP for 2025–26 . Leave blank until then.	Enter information in this box when completing the LCAP for 2026–27 . Leave blank until then.	Enter information in this box when completing the LCAP for 2024–25 or when adding a new metric.	Enter information in this box when completing the LCAP for 2025–26 and 2026–27 . Leave blank until then.

Goal Analysis:

Enter the LCAP Year.

Using actual annual measurable outcome data, including data from the Dashboard, analyze whether the planned actions were effective towards achieving the goal. “Effective” means the degree to which the planned actions were successful in producing the target result. Respond to the prompts as instructed.

Note: When completing the 2024–25 LCAP, use the 2023–24 Local Control and Accountability Plan Annual Update template to complete the Goal Analysis and identify the Goal Analysis prompts in the 2024–25 LCAP as “Not Applicable.”

A description of overall implementation, including any substantive differences in planned actions and actual implementation of these actions, and any relevant challenges and successes experienced with implementation.

- Describe the overall implementation of the actions to achieve the articulated goal, including relevant challenges and successes experienced with implementation.
 - Include a discussion of relevant challenges and successes experienced with the implementation process.
 - This discussion must include any instance where the LEA did not implement a planned action or implemented a planned action in a manner that differs substantively from how it was described in the adopted LCAP.

An explanation of material differences between Budgeted Expenditures and Estimated Actual Expenditures and/or Planned Percentages of Improved Services and Estimated Actual Percentages of Improved Services.

- Explain material differences between Budgeted Expenditures and Estimated Actual Expenditures and between the Planned Percentages of Improved Services and Estimated Actual Percentages of Improved Services, as applicable. Minor variances in expenditures or percentages do not need to be addressed, and a dollar-for-dollar accounting is not required.

A description of the effectiveness or ineffectiveness of the specific actions to date in making progress toward the goal.

- Describe the effectiveness or ineffectiveness of the specific actions to date in making progress toward the goal. “Effectiveness” means the degree to which the actions were successful in producing the target result and “ineffectiveness” means that the actions did not produce any significant or targeted result.
 - In some cases, not all actions in a goal will be intended to improve performance on all of the metrics associated with the goal.
 - When responding to this prompt, LEAs may assess the effectiveness of a single action or group of actions within the goal in the context of performance on a single metric or group of specific metrics within the goal that are applicable to the action(s). Grouping actions with metrics will allow for more robust analysis of whether the strategy the LEA is using to impact a specified set of metrics is working and increase transparency for educational partners. LEAs are encouraged to use such an approach when goals include multiple actions and metrics that are not closely associated.
 - Beginning with the development of the 2024–25 LCAP, the LEA must change actions that have not proven effective over a three-year period.

A description of any changes made to the planned goal, metrics, target outcomes, or actions for the coming year that resulted from reflections on prior practice.

- Describe any changes made to this goal, expected outcomes, metrics, or actions to achieve this goal as a result of this analysis and analysis of the data provided in the Dashboard or other local data, as applicable.
 - As noted above, beginning with the development of the 2024–25 LCAP, the LEA must change actions that have not proven effective over a three-year period. For actions that have been identified as ineffective, the LEA must identify the ineffective action and must include a description of the following:

- The reasons for the ineffectiveness, and
- How changes to the action will result in a new or strengthened approach.

Actions:

Complete the table as follows. Add additional rows as necessary.

Action

- Enter the action number.

Title

- Provide a short title for the action. This title will also appear in the action tables.

Description

- Provide a brief description of the action.
 - For actions that contribute to meeting the increased or improved services requirement, the LEA may include an explanation of how each action is principally directed towards and effective in meeting the LEA's goals for unduplicated students, as described in the instructions for the Increased or Improved Services for Foster Youth, English Learners, and Low-Income Students section.
 - As previously noted, for each action identified as 1) contributing towards the requirement to increase or improve services for foster youth, English learners, including long-term English learners, and low-income students and 2) being provided on an LEA-wide basis, the LEA must identify one or more metrics to monitor the effectiveness of the action and its budgeted expenditures.
 - These required metrics may be identified within the action description or the first prompt in the increased or improved services section; however, the description must clearly identify the metric(s) being used to monitor the effectiveness of the action and the action(s) that the metric(s) apply to.

Total Funds

- Enter the total amount of expenditures associated with this action. Budgeted expenditures from specific fund sources will be provided in the action tables.

Contributing

- Indicate whether the action contributes to meeting the increased or improved services requirement as described in the Increased or Improved Services section using a “Y” for Yes or an “N” for No.
 - **Note:** for each such contributing action, the LEA will need to provide additional information in the Increased or Improved Services section to address the requirements in *California Code of Regulations*, Title 5 [5 CCR] Section 15496 in the Increased or Improved Services section of the LCAP.

Actions for Foster Youth: School districts, COEs, and charter schools that have a numerically significant foster youth student subgroup are encouraged to include specific actions in the LCAP designed to meet needs specific to foster youth students.

Required Actions

For English Learners and Long-Term English Learners

- LEAs with 30 or more English learners and/or 15 or more long-term English learners must include specific actions in the LCAP related to, at a minimum:
 - Language acquisition programs, as defined in *EC* Section 306, provided to students, and
 - Professional development for teachers.
 - If an LEA has both 30 or more English learners and 15 or more long-term English learners, the LEA must include actions for both English learners and long-term English learners.

For Technical Assistance

- LEAs eligible for technical assistance pursuant to *EC* sections 47607.3, 52071, 52071.5, 52072, or 52072.5, must include specific actions within the LCAP related to its implementation of the work underway as part of technical assistance. The most common form of this technical assistance is frequently referred to as Differentiated Assistance.

For Lowest Performing Dashboard Indicators

- LEAs that have Red Dashboard indicators for (1) a school within the LEA, (2) a student group within the LEA, and/or (3) a student group within any school within the LEA must include one or more specific actions within the LCAP:
 - The specific action(s) must be directed towards the identified student group(s) and/or school(s) and must address the identified state indicator(s) for which the student group or school received the lowest performance level on the 2023 Dashboard. Each student group and/or school that receives the lowest performance level on the 2023 Dashboard must be addressed by one or more actions.
 - These required actions will be effective for the three-year LCAP cycle.

For LEAs With Unexpended LREBG Funds

- To implement the requirements of *EC* Section 52064.4, LEAs with unexpended LREBG funds must include one or more actions supported with LREBG funds within the 2025–26, 2026–27, and 2027–28 LCAPs, as applicable to the LEA. Actions funded with LREBG funds must remain in the LCAP until the LEA has expended the remainder of its LREBG funds, after which time the actions may be removed from the LCAP.
 - Prior to identifying the actions included in the LCAP the LEA is required to conduct a needs assessment pursuant to [EC Section 32526\(d\)](#). For information related to the required needs assessment please see the Program Information tab on the [LREBG Program Information](#) web page. Additional information about the needs assessment and evidence-based resources for the LREBG may be found on the [California Statewide System of Support LREBG Resources](#) web page. The required LREBG needs assessment may be part of the LEAs regular needs assessment for the LCAP if it meets the requirements of *EC* Section 32526(d).
 - School districts receiving technical assistance and COEs providing technical assistance are encouraged to use the technical assistance process to support the school district in conducting the required needs assessment, the selection of actions funded by the LREBG and/or the evaluation of implementation of the actions required as part of the LCAP annual update process.
 - As a reminder, LREBG funds must be used to implement one or more of the purposes articulated in [EC Section 32526\(c\)\(2\)](#).
 - LEAs with unexpended LREBG funds must include one or more actions supported by LREBG funds within the LCAP. For each action supported by LREBG funding the action description must:
 - Identify the action as an LREBG action;
 - Include an explanation of how research supports the selected action;
 - Identify the metric(s) being used to monitor the impact of the action; and
 - Identify the amount of LREBG funds being used to support the action.

Increased or Improved Services for Foster Youth, English Learners, and Low-Income Students

Purpose

A well-written Increased or Improved Services section provides educational partners with a comprehensive description, within a single dedicated section, of how an LEA plans to increase or improve services for its unduplicated students as defined in *EC* Section 42238.02 in grades TK–12 as compared to all students in grades TK–12, as applicable, and how LEA-wide or schoolwide actions identified for this purpose meet regulatory requirements. Descriptions provided should include sufficient detail yet be sufficiently succinct to promote a broader understanding of educational partners to facilitate their ability to provide input. An LEA's description in this section must align with the actions included in the Goals and Actions section as contributing.

Please Note: For the purpose of meeting the Increased or Improved Services requirement and consistent with *EC* Section 42238.02, long-term English learners are included in the English learner student group.

Statutory Requirements

An LEA is required to demonstrate in its LCAP how it is increasing or improving services for its students who are foster youth, English learners, and/or low-income, collectively referred to as unduplicated students, as compared to the services provided to all students in proportion to the increase in funding it receives based on the number and concentration of unduplicated students in the LEA (*EC* Section 42238.07[a][1], *EC* Section 52064[b][8][B]; 5 *CCR* Section 15496[a]). This proportionality percentage is also known as the “minimum proportionality percentage” or “MPP.” The manner in which an LEA demonstrates it is meeting its MPP is two-fold: (1) through the expenditure of LCFF funds or through the identification of a Planned Percentage of Improved Services as documented in the Contributing Actions Table, and (2) through the explanations provided in the Increased or Improved Services for Foster Youth, English Learners, and Low-Income Students section.

To improve services means to grow services in quality and to increase services means to grow services in quantity. Services are increased or improved by those actions in the LCAP that are identified in the Goals and Actions section as contributing to the increased or improved services requirement, whether they are provided across the entire LEA (LEA-wide action), provided to an entire school (Schoolwide action), or solely provided to one or more unduplicated student group(s) (Limited action).

Therefore, for *any* action contributing to meet the increased or improved services requirement, the LEA must include an explanation of:

- How the action is increasing or improving services for the unduplicated student group(s) (Identified Needs and Action Design), and
- How the action meets the LEA's goals for its unduplicated pupils in the state and any local priority areas (Measurement of Effectiveness).

LEA-wide and Schoolwide Actions

In addition to the above required explanations, LEAs must provide a justification for why an LEA-wide or Schoolwide action is being provided to all students and how the action is intended to improve outcomes for unduplicated student group(s) as compared to all students.

- Conclusory statements that a service will help achieve an expected outcome for the goal, without an explicit connection or further explanation as to how, are not sufficient.
- Further, simply stating that an LEA has a high enrollment percentage of a specific student group or groups does not meet the increased or improved services standard because enrolling students is not the same as serving students.

For School Districts Only

Actions provided on an **LEA-wide** basis at **school districts with an unduplicated pupil percentage of less than 55 percent** must also include a description of how the actions are the most effective use of the funds to meet the district's goals for its unduplicated pupils in the state and any local priority areas. The description must provide the basis for this determination, including any alternatives considered, supporting research, experience, or educational theory.

Actions provided on a **Schoolwide** basis for **schools with less than 40 percent enrollment of unduplicated pupils** must also include a description of how these actions are the most effective use of the funds to meet the district's goals for its unduplicated pupils in the state and any local priority areas. The description must provide the basis for this determination, including any alternatives considered, supporting research, experience, or educational theory.

Requirements and Instructions

Complete the tables as follows:

Total Projected LCFF Supplemental and/or Concentration Grants

- Specify the amount of LCFF supplemental and concentration grant funds the LEA estimates it will receive in the coming year based on the number and concentration of foster youth, English learner, and low-income students. This amount includes the Additional 15 percent LCFF Concentration Grant.

Projected Additional 15 percent LCFF Concentration Grant

- Specify the amount of additional LCFF concentration grant add-on funding, as described in *EC* Section 42238.02, that the LEA estimates it will receive in the coming year.

Projected Percentage to Increase or Improve Services for the Coming School Year

- Specify the estimated percentage by which services for unduplicated pupils must be increased or improved as compared to the services provided to all students in the LCAP year as calculated pursuant to 5 *CCR* Section 15496(a)(7).

LCFF Carryover — Percentage

- Specify the LCFF Carryover — Percentage identified in the LCFF Carryover Table. If a carryover percentage is not identified in the LCFF Carryover Table, specify a percentage of zero (0.00%).

LCFF Carryover — Dollar

- Specify the LCFF Carryover — Dollar amount identified in the LCFF Carryover Table. If a carryover amount is not identified in the LCFF Carryover Table, specify an amount of zero (\$0).

Total Percentage to Increase or Improve Services for the Coming School Year

- Add the Projected Percentage to Increase or Improve Services for the Coming School Year and the Proportional LCFF Required Carryover Percentage and specify the percentage. This is the LEA’s percentage by which services for unduplicated pupils must be increased or improved as compared to the services provided to all students in the LCAP year, as calculated pursuant to 5 *CCR* Section 15496(a)(7).

Required Descriptions:

LEA-wide and Schoolwide Actions

For each action being provided to an entire LEA or school, provide an explanation of (1) the unique identified need(s) of the unduplicated student group(s) for whom the action is principally directed, (2) how the action is designed to address the identified need(s) and why it is being provided on an LEA or schoolwide basis, and (3) the metric(s) used to measure the effectiveness of the action in improving outcomes for the unduplicated student group(s).

If the LEA has provided this required description in the Action Descriptions, state as such within the table.

Complete the table as follows:

Identified Need(s)

Provide an explanation of the unique identified need(s) of the LEA’s unduplicated student group(s) for whom the action is principally directed.

An LEA demonstrates how an action is principally directed towards an unduplicated student group(s) when the LEA explains the need(s), condition(s), or circumstance(s) of the unduplicated student group(s) identified through a needs assessment and how the action addresses them. A meaningful needs assessment includes, at a minimum, analysis of applicable student achievement data and educational partner feedback.

How the Action(s) are Designed to Address Need(s) and Why it is Provided on an LEA-wide or Schoolwide Basis

Provide an explanation of how the action as designed will address the unique identified need(s) of the LEA’s unduplicated student group(s) for whom the action is principally directed and the rationale for why the action is being provided on an LEA-wide or schoolwide basis.

- As stated above, conclusory statements that a service will help achieve an expected outcome for the goal, without an explicit connection or further explanation as to how, are not sufficient.
- Further, simply stating that an LEA has a high enrollment percentage of a specific student group or groups does not meet the increased or improved services standard because enrolling students is not the same as serving students.

Metric(s) to Monitor Effectiveness

Identify the metric(s) being used to measure the progress and effectiveness of the action(s).

Note for COEs and Charter Schools: In the case of COEs and charter schools, schoolwide and LEA-wide are considered to be synonymous.

Limited Actions

For each action being solely provided to one or more unduplicated student group(s), provide an explanation of (1) the unique identified need(s) of the unduplicated student group(s) being served, (2) how the action is designed to address the identified need(s), and (3) how the effectiveness of the action in improving outcomes for the unduplicated student group(s) will be measured.

If the LEA has provided the required descriptions in the Action Descriptions, state as such.

Complete the table as follows:

Identified Need(s)

Provide an explanation of the unique need(s) of the unduplicated student group(s) being served identified through the LEA’s needs assessment. A meaningful needs assessment includes, at a minimum, analysis of applicable student achievement data and educational partner feedback.

How the Action(s) are Designed to Address Need(s)

Provide an explanation of how the action is designed to address the unique identified need(s) of the unduplicated student group(s) being served.

Metric(s) to Monitor Effectiveness

Identify the metric(s) being used to measure the progress and effectiveness of the action(s).

For any limited action contributing to meeting the increased or improved services requirement that is associated with a Planned Percentage of Improved Services in the Contributing Summary Table rather than an expenditure of LCFF funds, describe the methodology that was used to determine the contribution of the action towards the proportional percentage, as applicable.

- For each action with an identified Planned Percentage of Improved Services, identify the goal and action number and describe the methodology that was used.
- When identifying a Planned Percentage of Improved Services, the LEA must describe the methodology that it used to determine the contribution of the action towards the proportional percentage. The percentage of improved services for an action corresponds to the amount of LCFF funding that the LEA estimates it would expend to implement the action if it were funded.
- For example, an LEA determines that there is a need to analyze data to ensure that instructional aides and expanded learning providers know what targeted supports to provide to students who are foster youth. The LEA could implement this action by hiring additional staff to collect and analyze data and to coordinate supports for students, which, based on the LEA’s current pay scale, the LEA estimates would cost \$165,000. Instead, the LEA chooses to utilize a portion of existing staff time to analyze data relating to students who are foster youth. This analysis will then be shared with site principals who will use the data to coordinate services provided by instructional assistants and expanded learning providers to target support to

students. In this example, the LEA would divide the estimated cost of \$165,000 by the amount of LCFF Funding identified in the Total Planned Expenditures Table and then convert the quotient to a percentage. This percentage is the Planned Percentage of Improved Services for the action.

Additional Concentration Grant Funding

A description of the plan for how the additional concentration grant add-on funding identified above will be used to increase the number of staff providing direct services to students at schools that have a high concentration (above 55 percent) of foster youth, English learners, and low-income students, as applicable.

An LEA that receives the additional concentration grant add-on described in *EC* Section 42238.02 is required to demonstrate how it is using these funds to increase the number of staff who provide direct services to students at schools with an enrollment of unduplicated students that is greater than 55 percent as compared to the number of staff who provide direct services to students at schools with an enrollment of unduplicated students that is equal to or less than 55 percent. The staff who provide direct services to students must be certificated staff and/or classified staff employed by the LEA; classified staff includes custodial staff.

Provide the following descriptions, as applicable to the LEA:

- An LEA that does not receive a concentration grant or the concentration grant add-on must indicate that a response to this prompt is not applicable.
- Identify the goal and action numbers of the actions in the LCAP that the LEA is implementing to meet the requirement to increase the number of staff who provide direct services to students at schools with an enrollment of unduplicated students that is greater than 55 percent.
- An LEA that does not have comparison schools from which to describe how it is using the concentration grant add-on funds, such as a single-school LEA or an LEA that only has schools with an enrollment of unduplicated students that is greater than 55 percent, must describe how it is using the funds to increase the number of credentialed staff, classified staff, or both, including custodial staff, who provide direct services to students at selected schools and the criteria used to determine which schools require additional staffing support.
- In the event that an additional concentration grant add-on is not sufficient to increase staff providing direct services to students at a school with an enrollment of unduplicated students that is greater than 55 percent, the LEA must describe how it is using the funds to retain staff providing direct services to students at a school with an enrollment of unduplicated students that is greater than 55 percent.

Complete the table as follows:

- Provide the staff-to-student ratio of classified staff providing direct services to students with a concentration of unduplicated students that is 55 percent or less and the staff-to-student ratio of classified staff providing direct services to students at schools with a concentration of unduplicated students that is greater than 55 percent, as applicable to the LEA.
 - The LEA may group its schools by grade span (Elementary, Middle/Junior High, and High Schools), as applicable to the LEA.

- o The staff-to-student ratio must be based on the number of full-time equivalent (FTE) staff and the number of enrolled students as counted on the first Wednesday in October of each year.
- Provide the staff-to-student ratio of certificated staff providing direct services to students at schools with a concentration of unduplicated students that is 55 percent or less and the staff-to-student ratio of certificated staff providing direct services to students at schools with a concentration of unduplicated students that is greater than 55 percent, as applicable to the LEA.
 - o The LEA may group its schools by grade span (Elementary, Middle/Junior High, and High Schools), as applicable to the LEA.
 - o The staff-to-student ratio must be based on the number of FTE staff and the number of enrolled students as counted on the first Wednesday in October of each year.

Action Tables

Complete the Total Planned Expenditures Table for each action in the LCAP. The information entered into this table will automatically populate the other Action Tables. Information is only entered into the Total Planned Expenditures Table, the Annual Update Table, the Contributing Actions Annual Update Table, and the LCFF Carryover Table. The word “input” has been added to column headers to aid in identifying the column(s) where information will be entered. Information is not entered on the remaining Action tables.

The following tables are required to be included as part of the LCAP adopted by the local governing board or governing body:

- Table 1: Total Planned Expenditures Table (for the coming LCAP Year)
- Table 2: Contributing Actions Table (for the coming LCAP Year)
- Table 3: Annual Update Table (for the current LCAP Year)
- Table 4: Contributing Actions Annual Update Table (for the current LCAP Year)
- Table 5: LCFF Carryover Table (for the current LCAP Year)

Note: The coming LCAP Year is the year that is being planned for, while the current LCAP year is the current year of implementation. For example, when developing the 2024–25 LCAP, 2024–25 will be the coming LCAP Year and 2023–24 will be the current LCAP Year.

Total Planned Expenditures Table

In the Total Planned Expenditures Table, input the following information for each action in the LCAP for that applicable LCAP year:

- **LCAP Year:** Identify the applicable LCAP Year.

- **1. Projected LCFF Base Grant:** Provide the total amount estimated LCFF entitlement for the coming school year, excluding the supplemental and concentration grants and the add-ons for the Targeted Instructional Improvement Block Grant program, the former Home-to-School Transportation program, and the Small School District Transportation program, pursuant to 5 CCR Section 15496(a)(8). Note that the LCFF Base Grant for purposes of the LCAP also includes the Necessary Small Schools and Economic Recovery Target allowances for school districts, and County Operations Grant for COEs.

See EC sections 2574 (for COEs) and 42238.02 (for school districts and charter schools), as applicable, for LCFF entitlement calculations.

- **2. Projected LCFF Supplemental and/or Concentration Grants:** Provide the total amount of LCFF supplemental and concentration grants estimated on the basis of the number and concentration of unduplicated students for the coming school year.
- **3. Projected Percentage to Increase or Improve Services for the Coming School Year:** This percentage will not be entered; it is calculated based on the Projected LCFF Base Grant and the Projected LCFF Supplemental and/or Concentration Grants, pursuant to 5 CCR Section 15496(a)(8). This is the percentage by which services for unduplicated pupils must be increased or improved as compared to the services provided to all students in the coming LCAP year.
- **LCFF Carryover — Percentage:** Specify the LCFF Carryover — Percentage identified in the LCFF Carryover Table from the prior LCAP year. If a carryover percentage is not identified in the LCFF Carryover Table, specify a percentage of zero (0.00%).
- **Total Percentage to Increase or Improve Services for the Coming School Year:** This percentage will not be entered; it is calculated based on the Projected Percentage to Increase or Improve Services for the Coming School Year and the LCFF Carryover — Percentage. ***This is the percentage by which the LEA must increase or improve services for unduplicated pupils as compared to the services provided to all students in the coming LCAP year.***
- **Goal #:** Enter the LCAP Goal number for the action.
- **Action #:** Enter the action's number as indicated in the LCAP Goal.
- **Action Title:** Provide a title of the action.
- **Student Group(s):** Indicate the student group or groups who will be the primary beneficiary of the action by entering "All," or by entering a specific student group or groups.
- **Contributing to Increased or Improved Services?:** Type "Yes" if the action is included as contributing to meeting the increased or improved services requirement; OR, type "No" if the action is **not** included as contributing to meeting the increased or improved services requirement.
- If "Yes" is entered into the Contributing column, then complete the following columns:

- **Scope:** The scope of an action may be LEA-wide (i.e., districtwide, countywide, or charterwide), schoolwide, or limited. An action that is LEA-wide in scope upgrades the entire educational program of the LEA. An action that is schoolwide in scope upgrades the entire educational program of a single school. An action that is limited in its scope is an action that serves only one or more unduplicated student groups.
- **Unduplicated Student Group(s):** Regardless of scope, contributing actions serve one or more unduplicated student groups. Indicate one or more unduplicated student groups for whom services are being increased or improved as compared to what all students receive.
- **Location:** Identify the location where the action will be provided. If the action is provided to all schools within the LEA, the LEA must indicate “All Schools.” If the action is provided to specific schools within the LEA or specific grade spans only, the LEA must enter “Specific Schools” or “Specific Grade Spans.” Identify the individual school or a subset of schools or grade spans (e.g., all high schools or grades transitional kindergarten through grade five), as appropriate.
- **Time Span:** Enter “ongoing” if the action will be implemented for an indeterminate period of time. Otherwise, indicate the span of time for which the action will be implemented. For example, an LEA might enter “1 Year,” or “2 Years,” or “6 Months.”
- **Total Personnel:** Enter the total amount of personnel expenditures utilized to implement this action.
- **Total Non-Personnel:** This amount will be automatically calculated based on information provided in the Total Personnel column and the Total Funds column.
- **LCFF Funds:** Enter the total amount of LCFF funds utilized to implement this action, if any. LCFF funds include all funds that make up an LEA’s total LCFF target (i.e., base grant, grade span adjustment, supplemental grant, concentration grant, Targeted Instructional Improvement Block Grant, and Home-To-School Transportation).
 - **Note:** For an action to contribute towards meeting the increased or improved services requirement, it must include some measure of LCFF funding. The action may also include funding from other sources, however the extent to which an action contributes to meeting the increased or improved services requirement is based on the LCFF funding being used to implement the action.
- **Other State Funds:** Enter the total amount of Other State Funds utilized to implement this action, if any.
 - **Note:** Equity Multiplier funds must be included in the “Other State Funds” category, not in the “LCFF Funds” category. As a reminder, Equity Multiplier funds must be used to supplement, not supplant, funding provided to Equity Multiplier schoolsites for purposes of the LCFF, the ELO-P, the LCRS, and/or the CCSPP. This means that Equity Multiplier funds must not be used to replace funding that an Equity Multiplier schoolsite would otherwise receive to implement LEA-wide actions identified in the LEA’s LCAP or that an Equity Multiplier schoolsite would otherwise receive to implement provisions of the ELO-P, the LCRS, and/or the CCSPP.
- **Local Funds:** Enter the total amount of Local Funds utilized to implement this action, if any.

- **Federal Funds:** Enter the total amount of Federal Funds utilized to implement this action, if any.
- **Total Funds:** This amount is automatically calculated based on amounts entered in the previous four columns.
- **Planned Percentage of Improved Services:** For any action identified as contributing, being provided on a Limited basis to unduplicated students, and that does not have funding associated with the action, enter the planned quality improvement anticipated for the action as a percentage rounded to the nearest hundredth (0.00%). A limited action is an action that only serves foster youth, English learners, and/or low-income students.
 - As noted in the instructions for the Increased or Improved Services section, when identifying a Planned Percentage of Improved Services, the LEA must describe the methodology that it used to determine the contribution of the action towards the proportional percentage. The percentage of improved services for an action corresponds to the amount of LCFF funding that the LEA estimates it would expend to implement the action if it were funded.

For example, an LEA determines that there is a need to analyze data to ensure that instructional aides and expanded learning providers know what targeted supports to provide to students who are foster youth. The LEA could implement this action by hiring additional staff to collect and analyze data and to coordinate supports for students, which, based on the LEA's current pay scale, the LEA estimates would cost \$165,000. Instead, the LEA chooses to utilize a portion of existing staff time to analyze data relating to students who are foster youth. This analysis will then be shared with site principals who will use the data to coordinate services provided by instructional assistants and expanded learning providers to target support to students. In this example, the LEA would divide the estimated cost of \$165,000 by the amount of LCFF Funding identified in the Data Entry Table and then convert the quotient to a percentage. This percentage is the Planned Percentage of Improved Services for the action.

Contributing Actions Table

As noted above, information will not be entered in the Contributing Actions Table; however, the 'Contributing to Increased or Improved Services?' column will need to be checked to ensure that only actions with a "Yes" are displaying. If actions with a "No" are displayed or if actions that are contributing are not displaying in the column, use the drop-down menu in the column header to filter only the "Yes" responses.

Annual Update Table

In the Annual Update Table, provide the following information for each action in the LCAP for the relevant LCAP year:

- **Estimated Actual Expenditures:** Enter the total estimated actual expenditures to implement this action, if any.

Contributing Actions Annual Update Table

In the Contributing Actions Annual Update Table, check the ‘Contributing to Increased or Improved Services?’ column to ensure that only actions with a “Yes” are displaying. If actions with a “No” are displayed or if actions that are contributing are not displaying in the column, use the drop-down menu in the column header to filter only the “Yes” responses. Provide the following information for each contributing action in the LCAP for the relevant LCAP year:

- **6. Estimated Actual LCFF Supplemental and/or Concentration Grants:** Provide the total amount of LCFF supplemental and concentration grants estimated based on the number and concentration of unduplicated students in the current school year.
- **Estimated Actual Expenditures for Contributing Actions:** Enter the total estimated actual expenditure of LCFF funds used to implement this action, if any.
- **Estimated Actual Percentage of Improved Services:** For any action identified as contributing, being provided on a Limited basis only to unduplicated students, and that does not have funding associated with the action, enter the total estimated actual quality improvement anticipated for the action as a percentage rounded to the nearest hundredth (0.00%).
 - Building on the example provided above for calculating the Planned Percentage of Improved Services, the LEA in the example implements the action. As part of the annual update process, the LEA reviews implementation and student outcome data and determines that the action was implemented with fidelity and that outcomes for foster youth students improved. The LEA reviews the original estimated cost for the action and determines that had it hired additional staff to collect and analyze data and to coordinate supports for students that estimated actual cost would have been \$169,500 due to a cost of living adjustment. The LEA would divide the estimated actual cost of \$169,500 by the amount of LCFF Funding identified in the Data Entry Table and then convert the quotient to a percentage. This percentage is the Estimated Actual Percentage of Improved Services for the action.

LCFF Carryover Table

- **9. Estimated Actual LCFF Base Grant:** Provide the total amount of estimated LCFF Target Entitlement for the current school year, excluding the supplemental and concentration grants and the add-ons for the Targeted Instructional Improvement Block Grant program, the former Home-to-School Transportation program, and the Small School District Transportation program, pursuant to 5 CCR Section 15496(a)(8). Note that the LCFF Base Grant for purposes of the LCAP also includes the Necessary Small Schools and Economic Recovery Target allowances for school districts, and County Operations Grant for COEs. See EC sections 2574 (for COEs) and 42238.02 (for school districts and charter schools), as applicable, for LCFF entitlement calculations.
- **10. Total Percentage to Increase or Improve Services for the Current School Year:** This percentage will not be entered. The percentage is calculated based on the amounts of the Estimated Actual LCFF Base Grant (9) and the Estimated Actual LCFF Supplemental and/or Concentration Grants (6), pursuant to 5 CCR Section 15496(a)(8), plus the LCFF Carryover – Percentage from the prior year. This is the percentage by which services for unduplicated pupils must be increased or improved as compared to the services provided to all students in the current LCAP year.

Calculations in the Action Tables

To reduce the duplication of effort of LEAs, the Action Tables include functionality such as pre-population of fields and cells based on the information provided in the Data Entry Table, the Annual Update Summary Table, and the Contributing Actions Table. For transparency, the functionality and calculations used are provided below.

Contributing Actions Table

- **4. Total Planned Contributing Expenditures (LCFF Funds)**

- This amount is the total of the Planned Expenditures for Contributing Actions (LCFF Funds) column.

- **5. Total Planned Percentage of Improved Services**

- This percentage is the total of the Planned Percentage of Improved Services column.

- **Planned Percentage to Increase or Improve Services for the coming school year (4 divided by 1, plus 5)**

- This percentage is calculated by dividing the Total Planned Contributing Expenditures (4) by the Projected LCFF Base Grant (1), converting the quotient to a percentage, and adding it to the Total Planned Percentage of Improved Services (5).

Contributing Actions Annual Update Table

Pursuant to *EC* Section 42238.07(c)(2), if the Total Planned Contributing Expenditures (4) is less than the Estimated Actual LCFF Supplemental and Concentration Grants (6), the LEA is required to calculate the difference between the Total Planned Percentage of Improved Services (5) and the Total Estimated Actual Percentage of Improved Services (7). If the Total Planned Contributing Expenditures (4) is equal to or greater than the Estimated Actual LCFF Supplemental and Concentration Grants (6), the Difference Between Planned and Estimated Actual Percentage of Improved Services will display “Not Required.”

- **6. Estimated Actual LCFF Supplemental and Concentration Grants**

- This is the total amount of LCFF supplemental and concentration grants the LEA estimates it will actually receive based on the number and concentration of unduplicated students in the current school year.

- **4. Total Planned Contributing Expenditures (LCFF Funds)**

- This amount is the total of the Last Year's Planned Expenditures for Contributing Actions (LCFF Funds).

- **7. Total Estimated Actual Expenditures for Contributing Actions**

- o This amount is the total of the Estimated Actual Expenditures for Contributing Actions (LCFF Funds).
- **Difference Between Planned and Estimated Actual Expenditures for Contributing Actions (Subtract 7 from 4)**
 - o This amount is the Total Estimated Actual Expenditures for Contributing Actions (7) subtracted from the Total Planned Contributing Expenditures (4).
- **5. Total Planned Percentage of Improved Services (%)**
 - o This amount is the total of the Planned Percentage of Improved Services column.
- **8. Total Estimated Actual Percentage of Improved Services (%)**
 - o This amount is the total of the Estimated Actual Percentage of Improved Services column.
- **Difference Between Planned and Estimated Actual Percentage of Improved Services (Subtract 5 from 8)**
 - o This amount is the Total Planned Percentage of Improved Services (5) subtracted from the Total Estimated Actual Percentage of Improved Services (8).

LCFF Carryover Table

- **10. Total Percentage to Increase or Improve Services for the Current School Year (6 divided by 9 plus Carryover %)**
 - o This percentage is the Estimated Actual LCFF Supplemental and/or Concentration Grants (6) divided by the Estimated Actual LCFF Base Grant (9) plus the LCFF Carryover – Percentage from the prior year.
- **11. Estimated Actual Percentage of Increased or Improved Services (7 divided by 9, plus 8)**
 - o This percentage is the Total Estimated Actual Expenditures for Contributing Actions (7) divided by the LCFF Funding (9), then converting the quotient to a percentage and adding the Total Estimated Actual Percentage of Improved Services (8).
- **12. LCFF Carryover — Dollar Amount LCFF Carryover (Subtract 11 from 10 and multiply by 9)**
 - o If the Estimated Actual Percentage of Increased or Improved Services (11) is less than the Estimated Actual Percentage to Increase or Improve Services (10), the LEA is required to carry over LCFF funds.

The amount of LCFF funds is calculated by subtracting the Estimated Actual Percentage to Increase or Improve Services (11) from the Estimated Actual Percentage of Increased or Improved Services (10) and then multiplying by the Estimated Actual LCFF Base Grant (9). This amount is the amount of LCFF funds that is required to be carried over to the coming year.

- **13. LCFF Carryover — Percentage (12 divided by 9)**

- This percentage is the unmet portion of the Percentage to Increase or Improve Services that the LEA must carry over into the coming LCAP year. The percentage is calculated by dividing the LCFF Carryover (12) by the LCFF Funding (9).