

# Canvas Parent Account Information

## Q1. How do parents get their Canvas account?

Parent accounts are created automatically based on parent information entered into Oasis. This includes the parent's name, personal email address, and a parent ID number.

## Q2. How do parents access their student's information in Canvas?

Student and Parent information is automatically linked in Canvas. Parents only need to log into Canvas to view information on their student's courses, grades and assignments.

## Q3. Do parents need to be enrolled in Canvas courses?

No, parents do not need to be enrolled into any course. Once a student is enrolled into a course in Canvas the parent is automatically enrolled into the same course as an observer and linked to their own student's account. Teachers do not need to do anything in this process.

## Q4. How do parents log into the Canvas website?

Parents use the same website for Canvas that students and teachers use:


<https://springscs.instructure.com>

Parents can log in with their **Parent ID** as their username. This is typically "p + 6 digits," for example: p123456. **This information is found in Oasis.**

**Parents can also log in with an email address instead of a username.** This must be the same email address that was given to students records (**also found on the parent Oasis profile**).

**Parents all share the same default password, "rscsgogo"** - parents will be prompted to change the default password to something unique on their first login attempt.

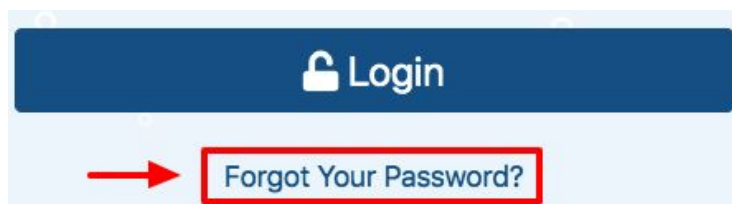
### Sample Login Screen:



The image shows a login screen for Springs Charter Schools. At the top left is the logo with the word "Springs" in a large blue font and "CHARTER SCHOOLS" in a smaller font below it. Below the logo are two input fields: the first contains "p123456" and the second contains "rscsgogo". There is a "Remember Me" checkbox below the password field. A large blue "Login" button is centered below the fields. At the bottom of the login area is a link that says "Forgot Your Password?". To the right of the login area is a "Have a badge?" section containing four blue square icons and a "Badge Login" button below them.

### Q5. What if my Parent doesn't know or forgot their password?

Parents can manually reset their Password just as students can by using the "Forgot Your Password?" link at the bottom of the login page. This will allow the parent to answer security questions to create a new password.



**If a parent did not set up security questions or has forgotten the answers, please have the parent call the IT support line at: 951-252-8866**

### Q6. What can Parents see in the Canvas website?

Parents have many of the same options that students have in Canvas. See below:

The screenshot shows the Canvas dashboard interface. At the top left is the Springs logo. Below it is a blue navigation sidebar with icons for Account, Dashboard, Course, Calendar, Inbox, and Help. A red box labeled '1' highlights the main course card for 'Integrated Biology A' (9th Grade). A red box labeled '2' highlights the 'Course' icon in the sidebar. A red box labeled '3' highlights the 'Calendar' icon. A red box labeled '4' highlights the 'Inbox' icon. A red box labeled '5' highlights the 'Help' icon. At the top right, there is a 'Notifications' section with a 'Notification Preferences' button. Below that is a 'Coming Up' section with a 'View Calendar' link and a list of upcoming assignments, including 'Week 04 - Weekly Speaking in Adobe Connect'. A red box labeled '6' highlights one of these assignments. At the bottom right, there is a 'View Grades' button, highlighted by a red box labeled '7'.

1. Parents can access any course their student is enrolled in by clicking on the course card.
2. Parents can see all of their student's courses in list form using the Courses Icon.
3. Parents can access their student's course calendar(s) with the Calendar Icon.
4. Parents can message their student's teacher through the Canvas Inbox.
5. Parents can access help tutorials via the Help Icon.
6. Parents can see upcoming assignments in the Coming Up list. Clicking on the assignment name will take the parent to that specific course assignment.
7. Parents can view all grades for their student by clicking on the View Grades button.

## Q7. What can parents access in a Canvas course?

Parents can access any course their student is enrolled in by clicking on the course card (from the Canvas dashboard), or by using the courses menu. Once within the course, Parents can view:

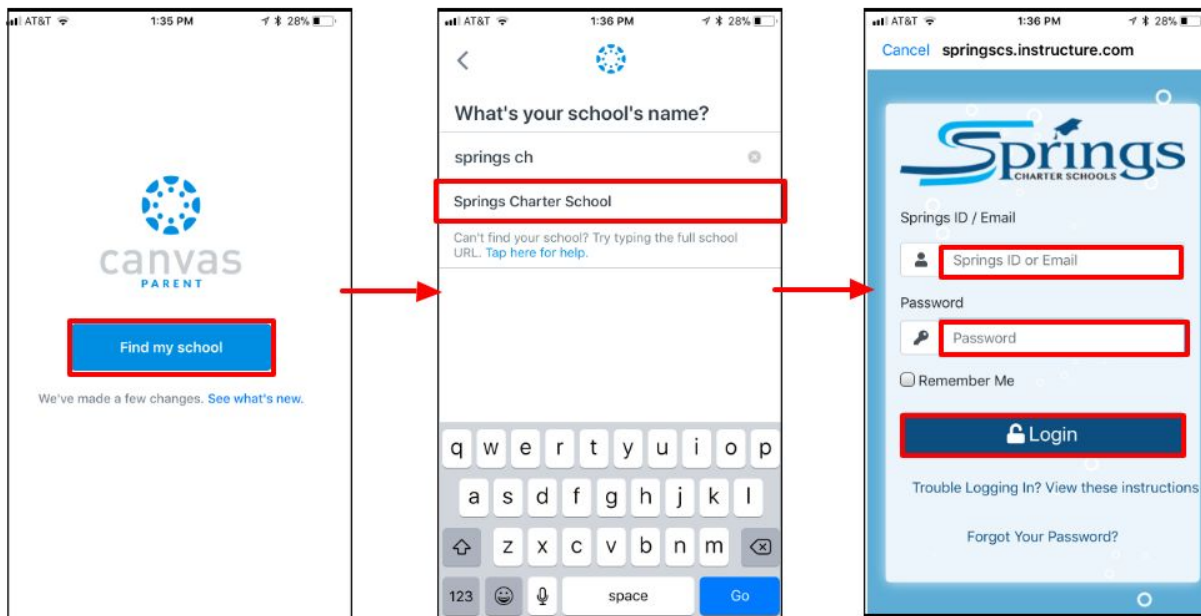
- The course homepage
- Any published module and the published content within
- Assignment Content, Page Content, Files within Modules
- Quiz descriptions, but not Quiz Questions (unless the student has completed the quiz)
- Course Announcements
- Course grades (for their student, only) and any included rubric scores or teacher comments

## Q8. What is the Canvas Parent App?

The Parent App allows parents a quick access view to see grades in Canvas as well as set up specific alerts. Parents can be alerted (in the app) when students receive a grade below a certain threshold (say, 50%). Parents can also be alerted when a new Course Announcement is created by the teacher, or when an Account-Wide announcement has been created.

## Q9. How do parents access Canvas Parent?

Parents must first download the Parent App for iOS or Android. Once downloaded, Parents will need to select "Springs Charter School" from the Find My School Menu. They will then be prompted to enter their login information as if they were logging into the Canvas website (see Q4 above).



More information on Canvas Apps can be found here: [Canvas Apps](#)